

**ACHARYA HARIHAR
POST GRADUATE INSTITUTE OF CANCER**
(A State Autonomous Body since 1984)




ANNUAL REPORT
2021 - 22



ACHARYA HARIHARA

An Illustrious Personality



[1878 – 1971]

Acharya Harihar Das was born in 1878 in Sriramchandrapur village of Sakhigopal, a freedom fighter from Odisha, participated in Salt Satyagraha and jailed during British Rule in 1930 as a true disciple of Gandhiji. After independence he joined “Bhoodan Movement “ of Vinoba jee.

He was one of the member of ‘Modern Panchasakha’ of Odisha, others being Utkalmani Gopabandhu Das, Pandit Nilakantha Das, Pandit Krupasindhu Mishra and Pandit Godabarish Mishra. Together they contributed under the able leadership of Utkal Gourav Madhusudan Das for the formation of special Odisha Province basing on the mother tongue ‘Odiaa’ in 1936 during the British Era. He was also the editor of the ‘Odiaa’ newspaper , the Samaj.

Besides, he was a renowned teacher (Acharya) at Satyabadi open air school at Sakhigopal, Puri during British Era and loved by all his students. The basic objectives of Satyabadi school was to inculcate the sense of Nationalism among the masses by uniting all irrespective of caste, creed and religion. He was preaching “Be a good man” (Bhala Manisha Hua) to all his students. This great patriot and “Acharya” passed away in 21st February 1971 at the age of 93 Years.





SERVICES AVAILABLE IN AHPGIC, CUTTACK

1. Radiation by advanced Radiotherapy machines like Linear Accelerator, CT Simulator and Brachytherapy
2. Day Care Centre for Chemotherapy
3. Digital Mammography, CT Scan, Ultra Sonography, Endoscopy, MRI, IHC, Colposcopy and X-ray
4. 24X7 hours Emergency services and Pathological investigations for cancer patients
5. All advanced Cancer surgeries and Laparoscopy surgeries in respect to Gynaecology services, Surgical Services and Head & Neck Services
6. Free supply of general and anti-cancer Drugs through NIRAMAYA
7. Pain & Palliative Care by specialist Doctors on six days a week
8. Free diet to all Indoor patients
9. Aahar Centre for patient attendants inside the premises
10. Dharmasala for patients attendant
11. Telemedicine Counseling to patients of different districts
12. All Hospital services are Free of Cost except Cabin
13. Post Graduate & M.Ch Medical Education Courses
14. Diploma courses for technician students
15. Hospital information and management systems
16. Hospital based cancer registries and Patterns of care and survival studies for cancer patients
17. Cancer screening by organization of health camp
18. Central Library and E-Library services



TABLE OF CONTENTS

NO.	DEPARTMENT / DIVISION	PAGE
1.	Governing Body	6
2.	Executive Committee	6
3.	From the desk of the Director	7
4.	Report from Dean & Principal	8
5.	Aims and objectives of the Centre	10
6.	AHPGIC at a Glance	11
7.	Hospital Services	12
8.	Departmental Activities	15
a.	Anesthesiology	15
b.	Gynecologic Oncology	15
c.	Head & Neck Oncology	16
d.	Medical Oncology	17
e.	Medical Physics	17
f.	Onco - Pathology	18
g.	Radiodiagnosis	19
h.	Radiation Oncology	19
i.	Surgical Oncology	19
j.	Dentistry	20
k.	Emergency Services	20
9.	Academic Activities	21
a.	Institutional Ethics Committee	21
b.	HBCR-POCSS	26
c.	National Cancer Grid	26
d.	Central Library	26
e.	Research Cell	27
10.	List of Major Equipments	28
11.	Human Resource	32
12.	Photo Gallery	37
13.	Major Activities	40
14.	Audited Statements 2021-22	49





GOVERNING BODY

MEMBERS OF THE GOVERNING BODY

Chairman

Hon'ble Minister, Dept. of Health & Family Welfare, Govt. of Odisha

Vice Chairman

Addl. Chief Secretary to Govt. of Odisha, Dept. of Health & Family Welfare

1. Hon'ble MP, Cuttack.
2. Hon'ble MLA, Choudwar-Cuttack
3. The Development Commissioner-Cum-Addl. Chief Secretary to Govt. of Odisha, Planning & Convergence Dept.
4. The Principal Secretary to Govt. of Odisha, Finance Dept.
5. The Joint Secretary, Ministry of Health & FW Dept, Govt. of India
6. Mission Director, National Health Mission, Odisha
7. Managing Director, Odisha State Medical Corporation Ltd., Odisha
8. Director of Medical Education & Training, Odisha
9. Director of Health Services, Odisha
10. Collector & District Magistrate, Cuttack
11. Dean & Principal, SCB Medical College & Hospital, Cuttack
12. Dean & Principal, AHPGIC, Cuttack

Convenor

Director, AHPGIC, Cuttack

EXECUTIVE COMMITTEE

MEMBERS OF THE EXECUTIVE COMMITTEE

Chairman

Addl. Chief Secretary to Govt. of Odisha, Dept. of Health & Family Welfare

Members

1. The Development Commissioner-cum-The Additional Chief Secretary, Planning & Convergence Dept./ Representative, Govt. of Odisha
2. The Principal Secretary, Finance Dept. / Representative, Govt. of Odisha
3. The F.A.-cum-Addl. Secretary, Health & F.W. Dept., Govt. of Odisha
4. The Director of Medical Education & Training, Odisha
5. Dean & Principal, SCB Medical College & Hospital, Cuttack
6. Dean & Principal, AHPGIC, Cuttack

Convenor

Director, AHPGIC, Cuttack



From the Desk of the Director....

The year 2021-22, like the previous year, was marred by the second & third waves of the pandemic. The Delta variant was particularly severe, but since our system was firmly in place, we could handle the situation without gross disruption of the services. All the service parameters showed upward trends as compared to 2020-21, but less than that of 2019-20. Despite the adversities, the infrastructural development process continued. The CT & MRI services under PPP mode were dedicated to people by Hon'ble Chief Minister on the 14th July 2021. Besides that, construction of the all the 6 floors over the LINAC was completed; construction of new bunkers expedited; pathology department was modernized with installation of new equipment and introduction of Immuno-histochemistry studies; a new operation room was added to the four existing ones to ease out the waiting time; the registration counter was expanded & modernized. The new Byelaws of AHPGIC was approved by Governing Body after due approval by the Government and registration was also renewed. It was published in the special edition of Odisha Gazette. So on the whole the progress continued un-abetted despite the adverse situation.

With ease of pandemic by January 2022, it is expected that the year 2022-23 will see a better future for the Institute. New faculty & paramedical selections are in the offing. Installation of PETCT, new LINACs, a 20 bedded ICU, increase of bed strength from 281 to 507 and further expansion of AHPGIC under SCB redevelopment plans are targeted for this year.

I see a very bright future for the Institute. With world class infrastructure and quality manpower, there is no reason why we can't match the international standards.

I congratulate my team for their tireless service to our beneficiaries.

Dr. L. Sarangi

Director

Contact : 0671-2304264

E-mail : ahpgicdirector@gmail.com

ahrccddirector@gmail.com



REPORT OF THE DEAN AND PRINCIPAL



Our Institute has been approved by the NMC / MCI as the first Post-graduate Medical College of our State, without MBBS course, from the academic year 2017-18. To start with the Post-graduate students have been admitted in 2017 Super speciality Courses i.e **Surgical Oncology** and **Gynaecological Oncology** and two batches of M.Ch students have passed out in 2020 and 2021. We are pursuing to start more Post-graduate courses in other specialities and super specialities.

I. Post-Graduate Medical Education:

(a) FIRST BATCH M.Ch COURSE COMPLETED (2017-2020) :

Two students each in the subject M.Ch. (Gynaecological Oncology and Surgical Oncology) have taken admission in the academic year 2017-18 and they have successfully passed out in August 2020. These courses have been recognised by National Medical Commission (Formerly MCI) on dated 17.09.2020.

(b) SECOND BATCH M.Ch COURSE COMPLETED (2018-2021) :

Two students each in the subject M.Ch. (Gynaecological Oncology and Surgical Oncology) have taken admission in the academic year 2018-19 and they have successfully passed out in July 2021. These courses have been recognised by National Medical Commission (NMC).

(c) ONGOING PG COURSE: (ADMISSION DURING (2019-20) **Third Batch:**

Two students each in the subject M.Ch. (Gynaecological Oncology and Surgical Oncology) have taken admission in the academic year 2019-20. The teaching and training programme of the PG students are going on as per the syllabus approved by the Utkal University.

(d) ONGOINGPG COURSE (ADMISSION DURING ACADEMIC YEAR 2020-21) **Fourth Batch:**

Two students each in the subject M.Ch. (Gynaecological Oncology and Surgical Oncology) have taken admission in the academic year 2020-21. The teaching and training programme of the PG students are going on as per the syllabus approved by the Utkal University.

(e) PG COURSE TO START (DURING ACADEMIC YEAR 2022-23)

This year we have been permitted by Govt. of Odisha to apply to National Medical Commission (NMC) to open PG Course in Anaesthesiology, Head & Neck Oncology and Onco-Pathology.

(f) Ongoing PG course in MD (Radiation Oncology) during Academic Year 2020-21 : Six students have taken admission during the academic year 2020-21 under the control of the Dean & Principal, SCB Medical College, Cuttack and continuing their study at AHPGIC, Cuttack.

II. Diploma in Medical Laboratory Technology (DMLT):

(a) First Batch of DMLT COURSE COMPLETED :

The first batch, nineteen students, have taken admission during the academic year 2017-18. Eighteen out of nineteen students have successfully passed the DMLT Course and completed their internship training in March 2021.

(b) ADMISSION DURING 2018-19. **Second Batch:**

The second batch, nineteen students, have taken admission during the academic year 2018-19. They have appeared the final Board examination.



(c) **ADMISSION DURING 2019-20. Third Batch:**

The third batch, twenty students, have taken admission during the academic year 2019-20. The teaching and training programme of the DMLT students are going on as per the DMLT council guideline of Government of Odisha.

(d) **ADMISSION DURING 2020-21. FourthBatch:**

The fourth batch, seventeen students, have taken admission during the academic year 2020—21. The teaching and training programme of the DMLT students are going on as per the DMLT council guideline of Government of Odisha.

III. Certified OT Technician (COTT) Course :

Our Institute has been permitted by **State Board for Allied Medical Sciences**, Bhubaneswar to start 5 seats of OT Technician course. Four students have taken admission and their training is going on.

IV. New courses:

(a) **DRTT course:**

We are planning to start DRTT courses in our centre.

(b) **Diploma in Medical Physics:**

Our Institute is providing support for the ongoing Medical Physics course in NISER, Khurda District, Odisha.

V. Research Activities:

EXTRAMURAL PROJECTS:

(a) Senior Research Fellowship (SRF) under **(ICMR)** sponsored project has been completed.

Topic: "Clinicopathological study of Gallbladder cancer with special reference to expression of (ER), (PR) and HER-2(neu)"

Research Scholar: Mr. Sashibhusan Dash.

Principal Investigator: Dr. Sagarika Samantaray, Prof. & HoD Pathology.

(b) **INTRAMURAL PROJECTS:**

Project approved by AHPGIC Institutional Ethics Committee (IEC) held on 04.09.2021

(i) PG Thesis	-	05
(ii) Research Project	-	01

Our requirements

1. An Academic building for the office of the Dean & Principal, Class room (Lecture Theatre), Auditorium, Central Library, Reading Room, Central Research Laboratory, Examination Hall, etc.
2. To upgrade the 24 hours Emergency Service along with facility for Central Laboratory service.
3. To permit AHPGIC to use the Transfusion Medicine Service of SCB Medical College, Cuttack
4. To recruit staffs for the office of the Dean & Principal.
5. Proper Hostel for Resident Doctors.
6. Mess/ Canteen for students.
7. Examination Hall.

Prof. Niranjana Rout
Dean & Principal
AHPGIC, Cuttack



AIMS AND OBJECTIVES

- (i) To conduct teaching activities in various approved fields, thrive for excellence in education, research and provide approved modern and advanced clinical services to cancer patients.
- (ii) To undertake Basic, Applied Research and Teaching in various fields of Oncology of highest standard as per norms and guide-lines of MCI/NMC.
- (iii) To produce quality trained man-power in various fields of Cancer including Medical Doctors, Para-Medics, Medical Physics and in all related fields of Oncology.
- (iv) To collaborate with other similar institutes of repute to increase the standard of teaching, research and clinical service.
- (v) To provide patient care in the form of both OPD and IPD services, Cancer screening, prevention and Community Oncology.
- (vi) To function as Nodal Institute for the state of Odisha for cancer care.
- (vii) To act as Regional Cancer Institute of the state.
- (viii) Training of peripheral doctors and paramedical staff.





AHPGIC AT A GLANCE

ACADEMICS & RESEARCH

Acharya Harihar Post Graduate Institute of Cancer (AHPGIC), Cuttack is marching forward with its PG Courses, M.Ch. (Gynaecological Oncology), M.Ch. (Surgical Oncology), MD (Radiation Oncology), DMLT, DRTT and COTT courses to produce qualified human resources to serve the cancer patient of our country and abroad. The Medical Physics course has been started at NISER, Khordha with our technical support from this year. A department of pulmonary medicine created. Clinical training for B.Sc. Nursing/Post Basic Nursing/M.Sc. Nursing students available

Research is an integral segment of medical education and patient care. Institutional Ethics Committee of the centre conducts meetings at regular intervals for review and approval of new research work to be performed. Several Govt. and industry sponsored intra-mural and extra-mural research works are being conducted in the institution resulting in good amount of publications in premier journals of national and international repute.

Library Committee supervises the maintenance and development of AHPGIC central library and e-library. Postgraduate committee monitors PG & M.Ch. education as well as inter departmental and inter institutional academic activities. Hotsel Committee looks after the day to day affairs of both ladies and gents hostel for residential doctors.

Hospital Based Cancer Registry & Patterns of Care & Survival Studies in Cancer Cervix, Cancer Breast and Head & Neck Cancers (HBCR-POCSS) project under National Cancer Registry Programme is working in the centre. Similarly the centre is enrolled in National Cancer Grid network. The NCG was created to form a union of cancer centres in the country which could provide uniform and high standards of cancer care, follow uniform evidence based guidelines for management of patients, develop human resource adequately trained to fulfill the cancer healthcare needs of the entire nation and conduct a collaborative clinical research of high standard.

Tumor board is conducted every day for discussion and decision of treatment protocols for new patients consisting of specialists of each segment.

AHPGIC undertakes trainings and courses for medical doctors, nurses, paramedical staff and students to build additional manpower in the field of oncology.

NIRAMAYA

The drug ware house is functioning for storing and management of Anticancer drugs for the whole state and NIRAMAYA is able to fulfill 100% demand for both general and anti cancer drugs.

Telemedicine

Telemedicine centre is a great help for cancer patients of different districts minimizing the long distance travel to the centre. This is also being utilized for tele-conferencing with premier institutes for academic discussions and meetings. This service became the best support for the patients during the lockdown due to Covid-19 pandemic outbreak. Now the E-sanjivane application is being successfully implemented with the help of telemedicine infrastructure.

Community Activity

AHPGIC is actively engaged in the community service in the form of cancer education, consultation and early detection through camps and various media across the state. Social Workers-cum-counselors of different NGOs have been deployed for patient assistance.

Hospital Information Management System

O-eHMIS project of CDAC,NOIDA is under process of customization and testing for competition of Hospital information Management System at AHPGIC. Several modules are live and working successfully.

Infrastructure

Construction of G + 6 building is complete for operationalization of increased hospital bed strength to 507. New advanced Brachytherapy has been started and two new LINAC and PET-CT will be started soon. One Oxygen plant from PM Care Fund has been installed.



HOSPITAL SERVICES

PARTICULARS	2015-16	2016-17	2017-18	2018-19	2019-20	2020-21	2021-22
OPD Services							
New Patients Registered in OPD:	18163	17534	18403	19532	20535	16101	18295
Follow-up Patients in OPD:	18298	38594	53522	61007	69599	61404	96195
Total No. of OPD Registrations:	36461	56128	71925	80539	90134	77505	114490
Admissions							
No. of New Admissions:	5769	6032	6647	7072	6519	4690	5959
No. of Readmissions:	17065	19061	18451	21256	20067	13623	17530
Total Admission:	22834	25093	25098	28328	26586	18313	23489
24hr. Emergency Services:	255	1371	3878	4720	4515	3990	7892
IPD Services							
In-patient census:	163557	150057	145036	161485	144603	74407	84135
Daily In-patient census:	447	411	397	442	396	204	231
Bed Occupancy Rate (%):	160%	146%	141%	157%	141%	73%	82%
Blood and Blood Component Census:	1754	8379	8358	11223	10585	6744	9996
No. of Discharge:	21535	21698	19316	20247	19381	20929	35037
Hospital Death:	502	512	536	639	607	489	669
Pathological Services							
Cytology (Slides Examined):	13860	14075	13511	14155	14736	9329	10902
Histology (Slides Examined):	16249	22461	27582	26466	42766	60848	54360
Hematology (Investigation):	63755	81349	105804	125465	156537	95595	183311
Biochemical (Investigation):	95555	115321	131979	192249	225337	186997	275598
IHC (Markers):	-	-	-	-	-	315	7479
Total Pathological Investigations:	189419	233206	278876	358335	439376	353084	531650
Radiological Services							
Ultrasonogram:	2519	1078	1161	3640	3682	2131	5102
X-Ray:	-	2812	5008	7029	9130	5817	8147
Mammography:	-	-	-	600	1202	783	1060
CT-Scan:	-	-	1036	1300	979	448	15047
MRI:	-	-	-	-	-	-	5304
Total Radiological Investigations:	2519	3890	7205	12569	14993	9179	34720



Surgical Services							
Biopsy:	1568	1681	1969	2374	2833	2577	3233
Endoscopy:	-	-	-	-	-	449	730
Minor OT Procedures:	483	793	921	959	1188	521	614
Major OT Procedures:	1188	1596	1810	2118	2147	1363	1815
Total OT Procedures:	1671	2389	2731	3077	3335	1884	2429
Post Surgical ICU:	651	1663	1892	2299	2260	1546	1851
Pain & Palliative Care:	3013	6115	10793	16528	5172	3417	4464
Physiotherapy:	-	-	-	-	1310	743	589
Chemotherapy Cycles:	6996	10042	10275	34546	35842	21054	30809
Radiotherapy Treatment							
Planning in Telecobalt:	2850	2085	2367	2231	2043	1343	1922
Fractions Delivered in Brachytherapy:	1321	1143	1129	1566	1354	899	1181
Treatment in LINAC:	125	1160	1322	1231	1518	1168	1485
Total Radiotherapy treatments:	4296	4388	4818	5028	4915	3410	4588
Counseling by NCD Counselor:	4514	5156	4563	4349	4766	2633	3681





DISTRICT WISE OPD & IPD NEW PATIENTS 2021-22

DISTRICT	OPD NEW				IPD NEW			
	Male	Female	Total	Percentage(%)	Male	Female	Total	Percentage(%)
Anugul	214	234	448	2.45	47	101	148	2.48
Balangir	187	131	318	1.74	55	51	106	1.78
Baleswar	558	663	1221	6.67	151	261	412	6.91
Bargarh	148	146	294	1.61	41	51	92	1.54
Baudh	57	48	105	0.57	16	22	38	0.64
Bhadrak	456	492	948	5.18	128	189	317	5.32
Cuttack	1532	1701	3233	17.67	434	544	978	16.41
Deogarh	2	49	51	0.28	1	0	1	0.02
Dhenkanal	344	335	679	3.71	109	130	239	4.01
Gajapati	62	43	105	0.57	16	12	28	0.47
Ganjam	438	373	811	4.43	122	118	240	4.03
Jagatsinghapur	517	530	1047	5.72	163	204	367	6.16
Jajpur	631	774	1405	7.68	207	320	527	8.84
Jharsuguda	68	54	122	0.67	14	17	31	0.52
Kalahandi	197	142	339	1.85	55	59	114	1.91
Kandhamal	74	78	152	0.83	22	20	42	0.70
Kendrapara	541	540	1081	5.91	185	234	419	7.03
Kendujhar	318	371	689	3.77	77	126	203	3.41
Khordha	540	542	1082	5.91	116	172	288	4.83
Koraput	114	74	188	1.03	32	37	69	1.16
Malkangiri	36	46	82	0.45	7	12	19	0.32
Mayurbhanj	332	411	743	4.06	94	152	246	4.13
Nabarangpur	81	63	144	0.79	21	22	43	0.72
Nayagarh	219	225	444	2.43	67	91	158	2.65
Nuapada	25	24	49	0.27	9	11	20	0.34
Puri	512	524	1036	5.66	134	201	335	5.62
Rayagada	66	56	122	0.67	22	20	42	0.70
Sambalpur	119	112	231	1.26	32	32	64	1.07
Subarnapur	74	68	142	0.78	18	25	43	0.72
Sundargarh	183	231	414	2.26	43	91	134	2.25
Other State	332	238	570	3.12	88	108	196	3.29
Total	8977	9318	18295	100.00	2526	3433	5959	100.00

AGE DISTRIBUTION OF OPD & IPD NEW PATIENTS 2021-22

AGE	OPD NEW				IPD NEW			
	Male	Female	Total	Percentage(%)	Male	Female	Total	Percentage(%)
0-14	202	125	327	1.79	74	43	117	1.96
15-24	350	430	780	4.26	87	88	175	2.94
25-34	879	1026	1905	10.41	224	292	516	8.66
35-44	1408	1809	3217	17.58	412	772	1184	19.87
45-54	1913	2481	4394	24.02	595	1106	1701	28.55
55-64	2184	2087	4271	23.35	677	799	1476	24.77
65-74	1447	1021	2468	13.49	358	290	648	10.87
75+	594	339	933	5.10	99	43	142	2.38
Total	8977	9318	18295	100.00	2526	3433	5959	100.00



DEPARTMENTAL ACTIVITIES

ANESTHESIOLOGY

This Department caters to the need of the departments conducting surgical procedures in the form of preoperative, intraoperative, post-operative anesthesia, respiratory and recovery room care. The department also provides services to:

- the Radiation Oncology department for treatment of pediatric and uncooperative patients
- the Medical Oncology department during intrathecal administration of chemotherapeutic agents
- training to postgraduates in Anesthesiology of SCB Medical College & Hospital

Professor & Head

Dr. Rekha Das, MD

Professor

Dr. Sumita Mohanty, MD

Associate Professor

Dr. Rajat Kumar Das, MD

Dr. Pragyananda Das, MD

Assistant Professor

Dr. Janki Janka, MD

Dr. Sunita Mishra, MD

Dr. Aratiparava Sahoo, MD

Dr. Shyam Surat Sahoo, MD

Details of Work Done	Number
Pre Anesthetic Checkup	2991
Regional Anesthesia	545
General Anesthesia	1270
Miscellaneous(IT Chemotherapy guide, RT insertion, vascular access, sedation for Radiotherapy and bed side resuscitation)	151
Post Surgical ICU	1851
Daycare (Aneesthesia in OT / Outside operating room)	277
Emergency	69

PALLIATIVE MEDICINE

This unit provides prompt pain relief and palliative care through different modalities of services & immediate management of pain to patients at any stage of the disease (mostly terminally ill) with an intention for an improved quality of life. The services provided here have managed to garner recognition throughout different region which is reflected through the influx of patients from various government and private medical colleges & hospitals of eastern India.

IAPC certification courses are being conducted in 2 sessions in a year for all doctors, nurses, volunteers and social workers at the centre.

Our centre, being the State Nodal Centre for Palliative Care, coordinates with the 30 satellite centres established at district headquarter hospitals of the state, to offer Palliative treatment. There is a plan to strengthen this department by creating separate faculty post, thereby opening PG course in Palliative Medicine.

MOU with Bagchi-Karunashraya has been signed for home based palliative care free of cost in the state.

Unit In-Charge

Dr. Sumita Mohanty,

Professor, Anesthesiology

Details of work done	Number
OPD	4464
Ryles tube insertion	143
Peritoneal tapping	459
Wound Care	1128
Colostomy Care & Education	471
Morphine Tabs Dispensed	452398
Physiotherapy	589

GYNAECOLOGICAL ONCOLOGY

Gynecological Oncology deals with female cancer patients for prevention, palliation, early diagnosis and prompt adequate treatment. Departmental library has more than 100 books and periodicals for education and research purpose. A state level training on Pap Smear screening was conducted by the Department in collaboration with Department of Pathology for O&G



Specialists of different districts. State level project on HPV self collection and treatment of screened positive cases are being done by the department. Department Organizes the Cervical cancer eradication day on 11th March every year. Felicitation and oration was delivered by Dr. Jim Bentley of Canada. Public awareness programmes are being done with priority.

The main activities of this department are:

- o Diagnosis and treatment of female genital tract malignancies
- o Diagnosis of premalignant lesions and its proper treatment
- o Routine screening of female population for early diagnosis of cancer cervix amongst the patients attending the outdoor of the centre
- o Assisting in Mobile Cancer Detection Camps for screening of patients
- o Teaching and training of M.Ch. students
- o Training of Post-graduate students, in-service doctors and Para-medical workers
- o Training in Gynecologic Oncology of post- PG faculties
- o Undertaking research projects as priority

Professor & Head

Dr. Jita Parija, MD, FICOG (HOD)

Professor

Dr. Bhagyalaxmi Nayak, MD, FICOG, Ph.D.

Associate Professor

Dr. Janmejaya Mohapatra, MD, FICOG

Assistant Professor

Dr. Manoranjan Mohapatra, MD, FICOG

Dr. Ashok Ku. Padhy, MD, FIGO

Senior Resident

Dr. Alakh Kumar Bose, MD

Deployed

Dr. Smrutisudha Pattnaik, MD (LTRMO)

M.Ch.

Dr. L. Kavin Nilavu, MS

Dr. Richi Khandelwal, MS

Dr. Agniv Sarkar, MS

Dr. Sony Nanda, MS

Dr. Tusar Mohapatra, MS

Dr. Arunashis Mallick, MS

Details of Work Done		Number		
OPD		New	Follow up	Total
Ca Cervix	Stage I	121	102	223
	Stage II	421	386	807
	Stage III	513	413	926
	Total	1055	901	1956
Ca Ovary		1006	1109	2115
Ca Endometrium		216	222	438
Ca Vulva		50	47	97
GTD		31	44	75
Ca Vagina		21	27	48
GIT				133
Ca Breast				194
Benign				908
Other				201
Inappropriate Hysterectomy				89
Total OPD				6254
Admission				739
Cytology				922
Biopsy				423
Major Surgeries	Cervix	30		
	Ovary	178		
	Endometrium	35		
	Vulva	13		
	Lap	33		
	Benign	141		
Total		430		
Minor Surgeries				58
Total Surgical Procedures				488

HEAD & NECK ONCOLOGY

Oral cancer is one of the 10 most common cancers of the world and the commonest in India. There is excellent evidence from many sources that approximately 90% of these cancers are due to tobacco abuse in any form and poor oral & dental hygiene. Almost 70% - 80% of the cases reported have advanced stage of cancer which is practically in Stage-III & IV. Cancers of the Thyroid gland, parotid gland and minor salivary glands are also frequently reported in this Dept. The incidence of pre-malignant lesions like leukoplakia and sub-mucous fibrosis has increased considerably. Cosmetic value being a vital factor, various reconstructive procedures is being performed by this department. The



post- graduate students, Paramedical staffs and ex-service doctors are imparted regular training programs keeping in view the early detection, prevention and treatment of Head & Neck cancers as the main theme.

Professor & Head

Dr. Pramod Ch. Pathy, MS

Associate Professor

Dr. Paresh Kumar Behera, MS

Assistant Professor

Dr. Asutosh Hota, MS

Deployed

Dr. Siddharth Panditray, MS (LTRMO)

Dr. Krishna Gopal Birmiwala, MDS

(Dental Surgeon)

Details of Work Done			Number
OPD	New	Follow up	Total
	5090	11220	16310
Admission	New	Readmission	Total
	396	91	487
Biopsy			1435
Endoscopy			59
Major Surgery			369
Minor Surgery			241
Total Surgical Procedures			610

MEDICAL ONCOLOGY

Medical Oncology department has an important role in the management of cancer cases. The main function of this division is to provide treatment care for the patients suffering from wide range of malignant neoplasms especially for haematological malignancies, lymphoma and solid neoplasms by chemotherapy as primary mode, concurrent mode (CT/RT), neo-adjuvant before RT/Surgery or adjuvant mode following RT/Surgery.

The faculties of Medical Oncology teach & guide the Radio Therapy PG students on Chemotherapy.

The doctors and Paramedics of different districts are trained on Daycare Chemotherapy in regular interval under Dept. of Medical Oncology who renders service to follow up cancer patients in all DHHs of Odisha.

Department of Medical Oncology has a Pediatric Oncology Wing for pediatric patients coming to the centre. The ten bedded Sovan Bhuyan

Memorial Day Care Unit is serving under the department for the patients receiving chemotherapy on day care basis.

Professor & Head

Dr. Diptirani Samanta, MD

Associate Professor

Dr. Prasanta Kumar Parida, MD, DM

Assistant Professor

Dr. Lal Mohan Soy, MD

Deployed

Dr. Surya Narayan Mishra, MD (Addl. Director)

Dr. Biswajit Kar, MD (Sr. Medical Officer)

Senior Resident

Dr. Swaraj Sankar Satapathy, MD

Details of Work Done				Number
OPD	New	Follow up		Total
	2057	29548		31605
Admission	Male	Female	Pediatric	Total
	4090	6569	659	11318
Chemotherapy in Day Care Unit				16760
Chemotherapy in wards & cabins				14049
Total Chemotherapy Cycles				30809

MEDICAL PHYSICS

The Department of Medical Physics ensures implementation of the provisions of the Radiation Protection Rules (RPR)-2004 enforced by the Atomic Energy Regulatory Board (AERB), Government of India with the following responsibilities:

- o Evaluation and optimization of Radiation treatment planning for cancer patients undergoing radiation therapy.
- o Performing radiation dosimetry, periodic calibrations, quality assurance (QA) testing traceable to national standards laboratory and maintenance of all the radiotherapeutic and radio-diagnostic equipments / machines.
- o Observing radiation safety for the radiation workers, staff members, patients and public in the Departments of Radiation Oncology, Radiodiagnosis, Nuclear Medicine and Medical Physics.
- o Participating in various research and developmental activities of the centre.
- o Facility design and Planning for commissioning of new radiation installations and decommissioning of old installations in accordance with the



requirements of the installation that meets the regulatory stipulations of radiation protection and safety.

- o Preparations of specifications for treatment and dosimetric equipment;
- o Acceptance testing, commissioning and quality assurance (including calibration) of radiation facilities.
- o Measurement, analysis and tabulation of beam data for clinical use.
- o Development of Q A protocols and procedures in radiation therapy regarding delivery of radiation treatment, radiation safety and control and regulatory supervision of radiation therapy equipment servicing and maintenance of records.
- o Teaching Radiation Physics to the PG students for MD (Radiation Oncology) degree and the DMRT (Dip. in Medical Radiation Technology) students of SCB Medical College, Cuttack.
- o Internship for M.Sc. Medical Physics students.

Professor & Head

Dr. Pradeep Kumar Hota, PhD, Dip.RP

Assistant Professor

Sri Rajendra Meher (RSO), M.Phil,Dip.RP

Sri Himansu Sekhar Bhuyan, M.Sc.,Dip.RP

Sri Prasanta Kumar Moharana, M.Sc., Dip. RP

Ms. Itishree Priyadarshini, M.Sc., Dip.RP

Details of work done		Number	
Bhabhatron		1311	
Theratron		611	
Teletherapy		1922	
Synergy	CRT	1	
	3DCRT	32	
	IMRT	227	
	VMRT	322	
	ELECRON	22	
TOTAL		604	
Compact	CRT	1	
	3DCRT	880	
	TOTAL	881	
Megavoltage Therapy		1485	
GMPlus	Single Channel	New	152
		Old	264
	Triple Channel	New	266
		Old	499
HDR Brachytherapy		2362	

ONCO PATHOLOGY

The Department of Onco Pathology acts as the gateway to the cancer centre. Its role on the diagnosis of cancer, subjects the patients to various treatment modalities and follow-up. It has several sections like Histopathology, IHC, Cytology, Hematology, Clinical Pathology, Biochemical Pathology and Microbiology. Besides the hospital laboratory services its staff participate in various Cancer Detection Camps.

This department is facilitated with the studies of Cytology, Histology, Biochemical, Hematology, Clinical pathology, Bone marrow basing on Standard treatment protocols.

Twenty students take admission every year for DMLT course. Life Science and Biotechnology Students of different Universities are being trained in the department as project fellows.

Professor & Head

Dr. Sagarika Samantaray, MD (Path.)

Associate Professor

Dr. Sasmita Panda, MD (Path)

Assistant Professor

Dr. Kusumbati Besra, MD (Path.)

Dr. Mamita Nayak, MD (Path.)

Dr. Krushna Chandra Pani, MD (Path.)

Dr. Snigdha Rani Nahak, MD (Path.)

Dr. Biswajit Pradhan, MD (Biochemistry)

Dr. Snigdha Rani Choudhury, MD (Microbiology)

Senior Resident

Dr. Prajna Paramita Samal, MD

Dr. Soma Suprava, MD

Dr. Chetana Pradhan, MD

Details of work done		Number
Cytology	Cases	5675
	Slides	10902
Histology	Cases	9034
	Slides	54360
Hematology	Cases	44777
	Investigations	183311
Biochemistry	Cases	38057
	Investigations	275598
Immuno Histo	Cases	1685
Chemistry	Markers	7479



RADIODIAGNOSIS

The department has been functioning since the inception of this institute. The patient services are carried out through radiological and ultrasound imaging. The Mammography machine has been installed in August 2018 for early detection of Breast Cancer.

Post Graduate students of AHPGIC are being trained on Radiology for cancer patients by faculties of the department.

Head of the Department (I/C)

Dr. Bhagyalaxmi Nayak,
Professor, Gynecologic Oncology

Associate Professor

Dr. Suwendu Kumar Mohapatra, MD

Senior Resident

Dr. Anshuman Tripathy, MD

Details of Work Done	Number
Ultrasonogram	5102
X-Ray	8147
Mammography	1060
Guided Procedure	442
CT-Review	199
CT Scan (PPP)	15047
MRI (PPP)	5304

RADIATION ONCOLOGY

This department treats about 200 patients daily using telecobalt therapy and HDR brachytherapy. About 65% of all cancer patients attending this institute avail radiation therapy during their course of treatment. External Beam therapy is delivered by one telecobalt units (Theratron-780C) from 8:00 AM to late night in three shifts on all working days. Multiple-fields, wedge, block and tangential fields at 80cm SSD are practiced as required. Now the department is well equipped with Linear Accelerator and CT Simulator. More than thousand patients were treated successfully with most sophisticated treatment modalities like VMAT and IMRT. PG - studies in radiotherapy leading to MD (RT) is available in this institute since 1973. Six PG students admit every year for their MD degree. Post graduate seminars are organized twice a month.

Professor & Head

Dr. Surendra Nath Senapati, MD

Professor

Dr. Niharika Panda, MD

Associate Professor

Dr. Sanjukta Padhi, MD

Dr. Lucy Pattanayak, MD

Assistant Professor

Dr. Manoj Kumar Behera, MD

Dr. Tapan Kumar Sahoo, MD

Dr. Durgaprasad Sahoo, MD

Dr. Sailendra Narayan Parida, MD

Dr. Sulagna Mohanty, MD

Senior Resident

Dr. Sugyan Nandan Mohanty, MD

Dr. Bijaylaxmi Pradhan, MD

Dr. Priyambat Dash, MD

Dr. Vijayeta Roy, MD

Details of Work Done			Number
OPD	New	Follow up	Total
	2466	33521	35987
Admission	New	Readmission	Total
	2040	7620	9660
RT Planning-LA	CT SIM	LA-1	LA-II
	1560	881	604
Brachytherapy (Total Fractions Delivered)	3 Channel	Single Channel	Total
	765	416	1181
RT Planning-EBRT	B- II	T-780C	Total
	1311	611	1922
Academic	PG Classes, PG Seminars & Case Presentations		

SURGICAL ONCOLOGY

Surgical oncology is one of the important departments of the cancer centre. Usually all the new patients coming to the center are first seen in the Surgical Oncology OPD and after getting the tissue or cytological diagnosis and evaluation for operability both clinically and radiologically, those patients are taken for surgical admission and operations. Inoperable cases detected either clinically or radiologically are referred for other modality of treatments like chemotherapy and or radiotherapy.

Modified radical mastectomy, Breast conservation surgeries, radical gastric resections, Abdomino Perineal Resection of rectal cancers are few of those surgeries being done routinely. Radical as well as conservative surgeries for cancer penis are also done frequently. Many



a times palliative and bypass surgeries are being done to alleviate pain and agony, Oesophago- gastrectomy, Whipples procedures are been done less frequently. Wide local excision of soft tissue cancers are also being done in routine basis along with reconstructive procedures. One reconstructive surgeon is working full time but on deputation basis from civil hospital. A fulltime faculty in plastic and reconstructive surgery is badly needed for this department. Post-graduate students from the department of Surgery, SCB Medical College, Cuttack are undertaking training on rotation, They are getting much better exposure and benefit as more than 50% of cases in their examination period are oncology subject. We need to get more and more support from the HOD Surgery from SCB Medical college, Cuttack in this regard posting them on rotation and also for at least 3 months instead of 1 month. Surgeons from peripheral health services are also undergoing re- orientation training in surgical technique on rotation basis. This reorientation program for the peripheral surgeons needs to be on a more regular basis which is not the fact now. The departmental seminar is being conducted regularly. The faculties have also delivered many guest lecturers, presented papers in conferences and taken part in various symposia and workshops. Faculties have regularly taking part in early cancer detection and educational programs joining the cancer control camps and various awareness programs. M.Ch. in Surgical Oncology is continuing from 2017.

Professor & Head

Dr. Padmalaya Devi, MS

Professor

Dr. Swodeep Mohanty, MS

Associate Professor

Dr. Kunal Goutam, MS

Dr. Subrat Kumar Samantra, MS

Assistant Professor

Dr. Bharat Bhusan Satpathy, MS

Deployed

Dr. Jeevan Jyoti Mishra, M.Ch. (Urology)

Dr. Mohanlal Khadia, MS

Senior Resident

Dr. Subhranshu Sekhar Lenka, MS

Dr. Ashoka Tiadi, MS

M.Ch.

Dr. Snehasis Pradhan, MS

Dr. Muhammed Navas N.K., MS

Dr. B. Suraga, MS

Dr. Jyotsna Goyal, MS

Dr. Nitya Nutan Mishra, MS

Dr. Tushar Kanta Sahoo, MS

Details of Work Done		Number	
OPD	New	Follow up	Total
	7072	12139	19211
Admission	New	Readmission	Total
	917	368	1285
Endoscopy			447
Colonoscopy			153
Biopsy	Trucut	139	
	Punch	315	
	Gun	801	
	Total	1255	
Surgical Procedures	Minor	265	
	Major	1016	
	Emergency	50	
	Daycare	13	
	Total	1344	

DENTISTRY : Oral cancer is one of the common cancers in our country, which is attributed mainly to different forms of tobacco consumption, poor oral and dental hygiene. The dental department serves the patients by way of diagnosis, oral health education, dental consultation and treatment.

Asst. Dental Surgeon : Dr. Namrata Panda, BDS

Detailsof Work Done	Number
OPD (New & Follow up)	659
Referred Head & Neck Cancer Cases	232
Complete dental evaluation & Mngmt.	32
Dental Procedures	81
Pre Cancerous Management	80
Oral inflammation/Ulceration Mngmt.	52
Misc.	27

EMERGENCY SERVICES : It is the most sensitive and challenging clinical zone in the tertiary care centre which receives patients from all over the state, both old and new cases for immediate management.

Unit In-Charge

Dr. Kunal Goutam, Assoc. Prof., Surgical Oncology

Dr. Sailendra Narayan Parida, Asst. Prof., Rad. Onco.

Junior Residents

Four MBBS Doctors on contractual basis

Details of Work Done	Number	
Consultation & Admission	2021-22	7892
	2020-21	3990



ACADEMIC ACTIVITIES

INSTITUTIONAL ETHICS COMMITTEE, AHPGIC

(Regd. No. ECR/297/Inst/OR/2013 under Drugs and Cosmetics Rule 1945 and NECRBHR of Department of Health Research, Govt. of India)

S.N.	Name of Member	Qualification	Role in IEC
1	Dr. Asok Kumar Das	Ph.D. (Physics)	Chairman
2	Dr. Manoranjan Mahapatra	M.D.,(Gynecology)	Member Secretary
3	Prof. Kailash Chandra Mohapatra	M.S. (Surgery)	Clinician
4	Dr. Sanghamitra Pati	M.D., M.PH.	Clinician
5	Dr. Kaushik Mishra	M.D. (SPM)	Clinician
6	Dr. Kali Prasad Patnaik	M.D. (Pharmacology)	Basic Medical Scientist
7	Mrs. Mrinalini Padhy	M.A., LL.B.	Lay Person
8	Sri Manoj Kumar Mishra	LL.B.	Legal Expert
9	Dr. Narmada Kumari Parida	Ph.D. (Philosophy)	Social Scientist

APPROVED PROPOSALS

Sl. No.	Study Title	Principal Investigator	Date of Approval
1.	Dose- Volumetric Parameters Of Hippocampus Predicting Neurocognitive Dysfunction In Patients Receiving Radiation Therapy In High Grade Gliomas	Dr. Abhipsha Dash, Post Graduate Resident, Department Of Radiation Oncology	02.06.2021
2.	A Prospective Randomised Observational Study On Response Evaluation In Patients Of Locally Advanced Carcinoma Rectum Undergoing Neoadjuvant Short Course Radiotherapy Followed By Chemotherapy Versus Long Course Chemoradiation.	Dr. Antaryami Sahoo, Post Graduate Resident, Department Of Radiation Oncology	02.06.2021
3.	Impact Of Prophylactic Versus Therapeutic Nasogastric Tube Insertion In Patients With Squamous Cell Carcinoma Of Head And Neck Undergoing Radical Chemoradiotherapy	Dr.Ashutosh Sahoo, Post Graduate Resident, Department Of Radiation Oncology	02.06.2021
4.	An Observational Study On Conventional Versus Hypofractionated Radiotherapy In Patient With Locally Advanced Carcinoma Cervix	Dr. Rahul Pradeep Patil, Post Graduate Resident, Department Of Radiation Oncology	02.06.2021
5.	A Prospective Study To Correlate The Dose Volume Parameters With Development Of Radiation Induced Trismus In Patients Of Head And Neck Malignancy Undergoing Radiation Therapy	Dr.Suchitra Samal, Post Graduate Resident, Department Of Radiation Oncology	02.06.2021
6.	A Study On Dosimetric Correlation Of Mean Heart Dose With Dose To Coronary Arteries And Different Cardiac Chambers In Patients Of Carcinoma Breast Receiving Adjuvant Radiotherapy	Dr. Tapas Kumar Dash, Post Graduate Resident, Department Of Radiation Oncology	02.06.2021



Sl. No.	Study Title	Principal Investigator	Date of Approval
7.	Evaluation Of Toxicity And Response In Patients Undergoing Concurrent Chemoradiation With Weekly Carboplatin And Paclitaxel In Locally Advanced Esophageal Carcinoma	Dr. Kshetra Mohan Chhatria, Post Graduate Resident, Department Of Radiation Oncology	02.06.2021
8.	A Comparative Analysis Of Toxicity Profile And Tumor Response In Patients Receiving Weekly Cisplatin Versus Weekly Carboplatin With Concurrent Chemoradiotherapy	Dr. Sarthak Rout, Post Graduate Resident, Department Of Radiation Oncology	02.06.2021
9.	An Observational Study Of Altered Glucose Metabolism And Role Of Metformin In Radical Chemo-Radiation For Locally Advanced Head And Neck Cancer	Dr. Ashish Neelamadhav, Post Graduate Resident, Department Of Radiation Oncology	02.06.2021
10.	An Observational Study On Tyrosine Kinase Inhibitors With Cisplatin Based Concurrent Chemoradiotherapy Versus Cisplatin Based Concurrent Chemoradiotherapy Alone In Locally Advanced Head And Neck Squamous Cell Carcinoma Patients	Dr. Manas Ranjan Senapati, Post Graduate Resident, Department Of Radiation Oncology	02.06.2021
11.	An Observational Study On Target Volume Delineation By Planning Computed Tomography Scan Vs Magnetic Resonance Imaging In Patients Of Locally Advanced Carcinoma Cervix	Dr. Abhisek Kumar Sarangi, Post Graduate Resident, Department Of Radiation Oncology	02.06.2021
12.	An Observational Study On Mucinous Cystadenocarcinoma Of Ovary In A Tertiary Care Cancer Institute In East India	Dr. Agniv Sarkar, Mch Resident, Department Of Gynaecological Oncology	02.06.2021
13.	Sensitivity And Specificity Of Sentinel Lymph Node Biopsy In The Detection Of Lymph Node Metastasis In Gynecological Cancers	Dr. Agniv Sarkar, Mch Resident, Department Of Gynaecological Oncology	02.06.2021
14.	Peri-Operative Outcomes Of Primary And Interval Cytoreduction Surgery In Advanced Epithelial Ovarian Cancer Patients	Dr. Richi Khandelwal, Mch Resident, Department Of Gynaecological Oncology	02.06.2021
15.	Role of Preoperative Serum Ca125 In Predicting Clinico-Pathological Outcome Of Patients With Endometrial Cancer	Dr. Richi Khandelwal, Mch Resident, Department Of Gynaecological Oncology	02.06.2021
16.	Prospective Longitudinal Study Survival In Locally Advanced Cervical Cancer Patients Undergoing Adjuvant Hysterectomy After Radical Radiotherapy	Dr. Sony Nanda, Mch Resident, Department Of Gynaecological Oncology	02.06.2021
17.	Perioperative Complication And Short Term Oncological Outcome Related To Parietal Peritonectomy In Epithelial Ovarian Carcinoma And Primary Peritoneal Carcinomatosis-A Prospective Single Institutional Study	Dr. L. Kavin Nilavu, Mch Resident, Department Of Gynaecological Oncology	02.06.2021



Sl. No.	Study Title	Principal Investigator	Date of Approval
18.	An Observational Study Of Total And Metastatic Lymph Node Counts In Patients With Gastric Cancer Undergoing Upfront Surgery Versus Surgery After Neoadjuvant Chemotherapy	Dr. B. Suraga, Mch Resident, Department Of Surgical Oncology	02.06.2021
19.	To Study Predictive Factors In Post Nact Patients Of Carcinoma Breast To Determine The Level Of Lymph Node Dissection	Dr. Jyotsana Goyal, Mch Resident, Department Of Surgical Oncology	02.06.2021
20.	Analyzing Mortality In Covid-19 Positive Cancer Patients From A Cancer Centre In Eastern India	Dr. Niranjana Rout, Dean, AHPGIC	02.06.2021
21.	A Prospective Observational study of Tyrosine Kinase Inhibitors Plus Cisplatin Based Concurrent Chemoradiotherapy Vs Cisplatin Based Concurrent Chemoradiotherapy Alone In Locally Advanced Squamous Cell Carcinoma Of Cervix	Dr. Surendra Nath Senapati, Professor, Dept. Of Radiation Oncology	02.06.2021
22.	Study on Clinicopathological Profile Of Oral Squamous Cell Carcinoma Patients Treated in a tertiary care teaching cancer institute in Odisha	Dr. Surendra Nath Senapati, Professor, Dept. Of Radiation Oncology	02.06.2021
23.	A Retrospective Study on Correlation Of Depth Invasion With Lymph Node Metastasis In Carcinoma Tongue And Buccal Mucosa	Dr. Surendra Nath Senapati, Professor, Dept. Of Radiation Oncology	02.06.2021
24.	Factors correlating The Perineural Invasion In Carcinoma Oral Cavity, AHPGIC	Dr. Surendra Nath Senapati, Professor, Dept. Of Radiation Oncology	02.06.2021
25.	Clinico-Demographic Profile Of Childhood Cancer In Odisha	Dr. Dipti Rani Samanta, Assoc. Professor, Dept. Of Medical Oncology	02.06.2021
26.	Retrospective Analysis on Clinicopathological Profile Of Carcinoma Breast-A tertiary Cancer Centre Experience	Dr. Dipti Rani Samanta, Assoc. Professor, Dept. Of Medical Oncology	02.06.2021
27.	Retrospective Analysis on Factors Predicting The Lymph Node Metastasis In Carcinoma Breast A tertiary Cancer Centre Experience	Dr. Dipti Rani Samanta, Assoc. Professor, Dept. Of Medical Oncology	02.06.2021
28.	Status Of sub optimal surgery For Cervical Cancer And Its Impact On Survival In Eastern India	Dr. Jagannath Mishra, Mch Resident, Department Of Gynaecological Oncology	02.06.2021
29.	A Clinico-Pathological Study Of Uterine Sarcomas Over 10 Years	Dr. Jagannath Mishra, Mch Resident, Department Of Gynaecological Oncology	02.06.2021
30.	Analysis Of Cervical Lymph Node Metastasis Of Oral Squamous Cell Carcinoma	Dr. Supratim Bhattacharya, Mch Resident, Department Of Surgical Oncology	02.06.2021
31.	Analysis of short term post-operative outcomes of resectable gastric cancer with special reference to pre-operative Neutrophil to Lymphocyte Ratio (NLR)	Dr. Supratim Bhattacharya, Mch Resident, Department Of Surgical Oncology	02.06.2021



Sl. No.	Study Title	Principal Investigator	Date of Approval
32.	Significance of drain fluid amylase on postoperative pancreatic fistula following Pancreaticoduodenectomy	Dr. Kunhi Mohammed K P, Mch Resident, Department Of Surgical Oncology	02.06.2021
33.	Multicenter Prospective Observational Study Of Current Analgo-Sedation Practices And The Incidence Of Delirium In Indian ICUs	Dr. Rekha Das, Professor, Dept. Of Anesthesiology	02.06.2021
34.	Role Of Anaesthesia In Eras Gynaecological Onco-Surgery	Dr. Janaki Janka, Assistant Professor, Dept. Of Anesthesiology	02.06.2021
35.	Dosimetric Comparison Of Critical Swallowing Structures & Associated Dysphagia In Dysphagia- Optimised Intensity Modulated Radiotherapy (Do-IMRT) Versus Standard Intensity Modulated Radiotherapy (S-IMRT) In Head And Neck Cancer	Dr. Lucy Pattanayak, Assoc. Professor, Dept. Of Radiation Oncology	02.06.2021
36.	A retrospective analysis on Perineural Invasion As An Individual Risk Factor And Its Association With Depth Of Invasion And Neck Node Metastases In Patients Receiving Adjuvant Radiation In Head And Neck Squamous Cell Carcinoma	Dr. Lucy Pattanayak, Assoc. Professor, Dept. Of Radiation Oncology	02.06.2021
37.	An observational study Of Two Different Palliative Radiotherapy Schedules For Advanced Head And Neck Cancer	Dr. Durga Prasad Sahoo, Asst. Professor, Dept. Of Radiation Oncology	02.06.2021
38.	Metaplastic Carcinoma Of Breast: An Experience Of Tertiary Cancer Centre From Eastren India	Dr. Tapan Kumar Sahoo, Asst. Professor, Department Of Radiation Oncology	02.06.2021
39.	A retrospective Study Between Metaplastic Carcinoma Of Breast And Triple Negative Invasive Ductal Breast Cancer Patients With Respect To Clinico-Pathological Profile, Treatment And Survival Outcome: A Single Institutional Study	Dr. Tapan Kumar Sahoo, Asst. Professor, Department Of Radiation Oncology	02.06.2021
40.	A Single Institutional Study Of Clinicopathological Features Of Tumors In The Nasal Cavity And Paranasal Sinuses With Emphasis On Diagnostic Challenging Cases-	Dr. Sagarika Samantaray, Professor, Department Of Oncopathology	02.06.2021
41.	Cytological Diagnosis Of Thyroid Lesions Based On The The Bethesda System For Reporting Thyroid Cytopathology : A Tertiary Cancer Centre Perspective	Dr. Sasmita Panda, Assoc. Professor, Department Of Oncopathology	02.06.2021
42.	Clinicopathological study of Breast Carinoma- Special type	Dr. Kusumbati Besra, Asst. Professor Department of Oncopathology	02.06.2021
43.	Possible Relation Between Histopathological Parameters And Cervical Lymph Node Metastasis In Oral Squamous Cell Carcinoma:A Retrospective Study From Tertiary Cancer Centre,Odisha	Dr. Mamita Nayak, Asst. Professor, Department Of Oncopathology	02.06.2021



Sl. No.	Study Title	Principal Investigator	Date of Approval
44.	Post-Operative Complications In Post Covid-19 Cancer Cases: A Retrospective Study From A Regional Cancer Centre-	Dr. Subrat Kumar Samantara, Asst. Professor, Department Of Surgical Oncology	02.06.2021
45.	A study on primary non small cell lung cancer with special reference to immunohistochemistry EGFR mutation and K-RAS mutation in a tertiary care hospital	Dr. Biswabikash Mishra, Post Graduate Resident, SCB Medical College & Hospital	04.09.2021
46.	MDCT evaluation of colorectal carcinoma with histopathological correlation	Dr. Chinmayee Apata, Post Graduate Resident, SCB Medical College & Hospital	04.09.2021
47.	Role of MRI in evaluation of carcinoma of tongue with histopathological correlation	Dr. Tapan Kumar Behera, Post Graduate Resident, SCB Medical College & Hospital	04.09.2021
48.	A comparative analysis of the diagnostic efficacies of conventional cytology, liquid based cytology & cell block in the evaluation of peritoneal fluid in gynecological malignancy	Dr. Mousumi Biswas, Post Graduate Resident, SCB Medical College & Hospital	04.09.2021
49.	Effectiveness of video-based basic skills training among family caregivers for improving the quality of life in advanced head & neck cancer patients receiving palliative care in Acharya Harihar Postgraduate Institute of Cancer (AHPGIC), Cuttack: a randomized controlled clinical trial	Dr. Sri Priya Narayan, Post Graduate Resident, SCB Dental College & Hospital	04.09.2021
50.	An observational study on comparison of surgical staging in endometrial cancer by laparotomy vs laparoscopy	Dr. Agniv Sarkar, M.Ch. Resident, Gynaecological Oncology	04.09.2021





HOSPITAL BASED CANCER REGISTRY & PATTERNS OF CARE & SURVIVAL STUDIES IN CANCER CERVIX, CANCER BREAST & HEAD & NECK CANCERS UNDER THE NATIONAL CANCER REGISTRY PROGRAMME (HBCR-POCSS):

Dr. P. C. Pathy, Professor

Head & Neck Oncology

Principal Investigator

Dr. A. Hota, Asst. Professor

Head & Neck Oncology,

Co-Principal Investigator

Dr. A. K. Padhy, Asst. Professor,

Gynaecologic Oncology,

Co-Principal Investigator

Dr. B. B. Satapathy, Asst. Professor,

Surgical Oncology, Co-Principal Investigator

Dr. K. Besra, Asst. Professor,

Onco Pathology, Co-Principal Investigator

Dr. D.P. Sahu, Asst. Professor,

Radiation Oncology, Co-Principal Investigator

The broad and overall objectives of a Hospital Based Cancer Registry vis-à-vis the present HBCR-POCSS are outlined below:

1. Assess Patient Care;
2. Participate in Clinical Research to Evaluate Therapy;
3. Provide an idea of the patterns of cancer in the area;
4. Help plan hospital facilities;
5. Contribute to active follow-up of the cancer patient;
6. Describe length and quality of survival in relation to anatomical site, clinical stage and aspects of types of treatment;
7. Contribute to the Population Based Cancer Registries (PBCRs) in the given area;
8. Undertake epidemiological research through short-term case control studies;
9. Show time trends in proportion of early to late stages at the time of diagnosis;
10. Help assess quality of hospital care and cancer services in covered area.

Staff:

- One Research Scientist-Medical (Temporary)
- Four Social Workers (Temporary)
- Three Data Entry Operators (Temporary)

NATIONAL CANCER GRID

Out of 278 members, AHPGIC has been a member of NCG. The NCG was created to form a union of cancer centres in the country which could provide uniform and high standards of cancer care, follow uniform evidence based guidelines for management of patients, develop human resource adequately trained to fulfill the cancer healthcare needs of the entire nation and conduct collaborative clinical research of a high standard. AHPGIC works in close collaboration with NCG in various segments.

The union would to ensure provision of same quality of care to patients from any part of the country, without having to travel long distances and regardless of their ability to pay for treatment achieved by following the same evidence-based management guidelines, which are implementable in all cancer centres.

Aims and Objectives

1. Evolve and implement uniform standard of cancer care across India
2. Offer the state of art services for those afflicted by cancer.
3. Create Human Resources to tackle the rising need of cancer care.
4. Gauge the magnitude trend and type of national cancer problem through registry and run appropriate epidemiological intervention studies to prevent cancer.
5. Direct cancer research in clinic and laboratory to offer cost effective solution to cancer in India.

CENTRAL LIBRARY

The Central Library is functioning from 23.06.2018. At present the Central Library has its e-library segment functioning in collaboration with National Cancer Grid. It has 647 books, 98 International & National Journals and 10 thesis collections. Under E-library there are 84 e-books and 107 e-journals can be accessed provided by Clinical Key and Ovid. Subject-wise alphabetical cataloguing system is being used.

Doctor-In-Charge

Dr. Rekha Das, Professor

Anesthesiology

**RESEARCH CELL****Doctor-In-Charge**

Dr. Bhagyalaxmi Nayak, Professor

Gynecologic Oncology

Dr. Durga Prasad Sahoo, Asst. Professor,

Radiation Oncology

Clinical Trial :

A global, multicenter, three arms, open-label randomized study to evaluate the efficacy and safety of Nanosomal Docetaxel Lipid Suspension compared to Taxotere® (Docetaxel Injection Concentrate) in triple-negative breast cancer patients with locally advanced or metastatic breast cancer after failure to prior chemotherapy.

Principal Investigator :

Dr. Prasanta Kumar Parida, Assoc. Professor

Dept. of Medical Oncology

Instrument list

SI. No	Instrument Name
1.	Deep Freezer (-80°)
2.	Normal Fridge (with -20°)
3.	Normal Fridge
4.	Normal Centrifuge Machine
5.	BP Apparatus
6.	Thermometer
7.	Thermohygrometer
8.	Data Logger
9.	Height Scale
10.	Weighing Machine
11.	Computer
12.	Printer



**LIST OF MAJOR EQUIPMENTS AS ON 31.03.2022**

Sl. No.	Name of Equipment	Dept.	Qty	Dt. of Purchase	Unit Price
<u>ONCO-PATHOLOGY</u>					
1.	Semi Auto Analyzer	Onco-Pathology	1	08.12.2006	Rs.163800.00
2.	Cell Counter	Onco-Pathology	1	11.11.2013	Rs.1416381.00
3.	Automatic Tissue Prossesor	Onco-Pathology	3	24.12.2014 28.07.2020	Rs.615000.00 Rs. 13,32,220.00
4.	Rotary Microtome	Onco-Pathology	1	31.07.2015	Supplied by OSMCL
5.	Semi Automatic Rotary Microtome	Onco-Pathology	2	28.07.2020	Rs. 9,88,840.00
6.	BOD Incubator	Onco-Pathology	1	13.02.2018	Rs.100300.00
7.	DLPC Projector	Onco-Pathology	1	27.04.2018	Rs.119347.00
8.	Binocular Microscope	Onco-Pathology	8	3.11.2018	Rs.22302.00
9.	Electrolyte Analyzer	Onco-Pathology	1	3.11.2018	Rs.82600.00
10.	Hot Air Oven	Onco-Pathology	5	21.08.2018 24.01.2022	Rs.71853.00 Rs.22,855.93
11.	Coagulation Analyzer	Onco-Pathology	2	20.07.2018	Rs.1,99,420.00
12.	Cleaver Scientific Horizontal Electrophoresis System	Onco-Pathology	1	01.06.2020	Rs. 64,890.00
13.	Deep Freezer (-40°)	Onco-Pathology	2	10.01.2020	Rs.2,53,700.00
14.	Deep Freezer (-80°)	Onco-Pathology	1	16.03.2020	Rs.4,67,415.00
15.	Cyto Centrifuge	Onco-Pathology	1	13.01.2020	Rs.7,96,500.00
16.	Multi Headed Microscope with Photographic attachment	Onco-Pathology	1	20.01.2020	Rs.7,15,080.00
17.	Blue Star Lab Refrezirator	Onco-Pathology	2	16.07.2020	Rs.1,05,138.00
18.	Cryostat Microtome	Onco-Pathology	1	28.07.2020	Rs. 16,37,840.00
19.	Fume Hood	Onco-Pathology	1	10.07.2020	Rs. 1,74,800.00
20.	Automatic Heamatology Analyser (5 Parts)	Onco-Pathology	2	23.05.2021	Rs. 16,16,949.00
21.	Biological Safety cabinet	Onco-Pathology	1	24.01.2022	Rs. 1,80,806.77
22.	Digital Colorimeter	Onco-Pathology	1	24.01.2022	Rs. 96,065.10
23.	Vertical Autoclave	Onco-Pathology	1	24.01.2022	Rs. 92,449.99
24.	Gel Documentation System	Onco-Pathology	1	24.01.2022	Rs. 28,07,615.25
25.	Micropipette	Onco-Pathology	10 pkt	24.01.2022	Rs. 1,84,111.86
26.	Laboratory Analytical Balance	Onco-Pathology	1	24.01.2022	Rs. 1,19,748.52
27.	Vertical Gel Electrophoresis	Onco-Pathology	1	24.01.2022	Rs. 8,86,686.44
28.	Research Micro-oven	Onco-Pathology	1	24.01.2022	Rs. 3,34,401.69
29.	Digital PH Meter	Onco-Pathology	4	24.01.2022	Rs. 96,884.76
30.	Vortex	Onco-Pathology	1	24.01.2022	Rs. 21,730.59



OPERATION THEATRE

Sl. No.	Name of Equipment	Dept.	Qty	Dt. of Purchase	Unit Price
31.	Suction Irrigation Pump	O.T	1	24.06.2014	Rs.557099.61
32.	OT Light Stand Model	O.T	2	24.08.2013	Rs.596952.38
33.	OT Light Ceiling LED	O.T	2	24.08.2013	Rs.790380.95
34.	OT Table	O.T	3	15.07.2013	Rs.296152.38
35.	Micro Laryngeal Forceps	O.T	1	15.07.2013	Rs.107377.00
36.	Surgical Diathermy MEMB	O.T	2	22.06.2013	Rs.3,88,571.00
37.	Surgical Diathermy Cauty	O.T	6	07.08.2018 25.02.2021 12.03.2021	Rs.2,85,600.00
38.	Ultra Scission Scalpel	O.T	1	20.08.2013	Rs.1270197.00
39.	Electrical Saw with Accessories	O.T	1	03.03.2014	Rs.1423137.00
40.	Laparoscopy Surgery & Hysteroscopy Set	O.T	1	24.05.2014	Rs.5381654.06
41.	Vessel Sealing Unit	O.T	1	12.07.2013	Rs.1131714.48
42.	Set of Micro Laryngel Forcep	O.T	1	15.07.2013	Rs.107377.36
43.	Laparoscopic Surgery	O.T	1	03.06.2014	Rs.5381654.06
44.	Small Instrument	O.T	1	15.07.2013	Rs.579822.94
45.	Central Sterilizer	O.T	1	09.05.2014	Rs.2180000.00
46.	Defibrillator	OT	2	25.03.2019	Rs.396480.00
47.	Shadow less Lamp	OT	2	11.02.2019 24.10.2019	Rs.716800.00
48.	Multipara Basic Monitor (7 Para)	OT	4	12.02.2019	Rs.3,21,832.00
49.	Surgical Operating Microscope	OT	1 set	03.12.2019	Rs.75,52,000.00
50.	Ventilator	OT	1	07.01.2013	Rs.1,35,000.00
51.	Routine Surgical Instruments	OT	79	28.12.2020	Rs. 1,27,37,659.00

RADIATION ONCOLOGY

52.	TH 780C Tele Cobalt	Radiation Oncology	1	01.03.1997	S 524860, Rs.12474772.00
53.	HDR Brachy therapy GM+	Radiation Oncology	1	20.04.2001	DM250600, Rs.5884088.00
54.	Bravos Brachy therapy HDR Afterloading	Radiation Oncology	1 set	23.03.2022	\$ 3,50,000.00
55.	Spiral CT Simulator	Radiation Oncology	1	19.05.2015	Rs.58623099.00
56.	High Energy LINAC	Radiation Oncology	1	21.12.2015	Rs.182294361.00
57.	Low Energy LINAC	Radiation Oncology	1	02.12.2015	Rs.55724000.00
58.	Bhabhatron - II Co-60 Unit	Radiation Oncology	1	02.03.2010	Rs.1022756.00
59.	Gamma laser System	Radiation Oncology	1	10.08.2008	Rs.367000.00
60.	Brachytherapy Dosimetry System	Radiation Oncology	1	14.11.2017	Rs.1136800.00
61.	C -arm	Radiation Oncology	2	10.05.2018 18.06.2020	Rs.16,21,887.20

**OPD**

Sl. No.	Name of Equipment	Dept.	Qty	Dt. of Purchase	Unit Price
62.	Digital Video Colposcope	OPD	1	04.01.2014	Rs.255000.00
63.	Dental Chair	OPD	1	8.03.2019	Rs.3,44,960.00
64.	Video Oropharyngo Scope with Accessories	OPD	1	13.01.2020 On donation	Rs. 11,50,000.00

ANESTHESIOLOGY

65.	Boyles Apparatus	Anesthesiology	1	28.06.2006	Rs.744900.00
66.	Pulse Oxymeter	Anesthesiology	1	07.10.2006	Rs.337000.00
67.	ECG Monitor	Anesthesiology	1	09.10.2006	Rs.346000.00
68.	Multi-Para Monitor	Anesthesiology	1	14.01.2014	Rs.229000.00
69.	Anaesthesia Machine with Vaporiser	Anesthesiology	3	15.01.2014	Rs.1235520.00
70.	Anaesthesia Machine with CO2 Absorber + Accessories	Anesthesiology	3	22.03.2019 30.12.2020	Rs.8,16,480.00 Rs.8,16,480.00
71.	Intubation Adult Bronscope	Anesthesiology	1	25.01.2017	Rs.1585110.00
72.	Mannequin with Simulation	Anesthesiology	1	12.03.2020	Rs. 7,97,562.00

RADIO DIAGNOSIS

73.	High End Digital Color Doppler	Radio Diagnosis	1	12.11.2013	Rs.1514240.00
74.	Digital 1000 MA X-ray Machine	Radio Diagnosis	1	13.01.2017	Rs.6108737.00
75.	100 MA Portable X-ray Machine	Radio Diagnosis	2	19.03.2019	Rs.264797.00
76.	CR System with Dry Pix	Radio Diagnosis	1	01.09.2018	Rs.1342043.00
77.	Mammography (Donation)	Radio Diagnosis	1	31.07.2018	Rs. 1,75,00,000.00

ICU

78.	Multi Para Monitor	I.C.U	1	15.01.2014	Rs.240450.00
79.	Ventilator	I.C.U	11	03.09.2014	Rs.14,63,319.52
80.	Blood Gas Analyzer	I.C.U	11	11.04.2014	Rs.345450.00
81.	Fully Motorized ICU Bed	I.C.U	2	18.04.2014	Rs.174562.00
82.	Crash Cart	I.C.U	21	18.04.2014	Rs.28906.50
83.	Patient Warming Device	I.C.U	11	02.09.2014	Rs.177450.00
84.	Fiber Optic Bronchoscope	I.C.U	2	05.08.2014	Rs.892500.00
85.	Non-Invasive Bipap	I.C.U	1	02.08.2014	Rs.147000.00
86.	ECG Machine - 12 Channel	I.C.U	5	14.03.2014 10.08.2021	Rs.126000.00 Rs. 53,132.00
87.	Central Station	I.C.U	1	10.07.2015	Rs.519800.00
88.	ETO Sterilizer I Cartridge	I.C.U	1	22.04.2016	Rs.1040000.00
89.	Transport Ventilator	I.C.U	1	19.11.2016	Rs.573000.00
90.	Gas Pipeline System	I.C.U Annex Building	1 1	03.03.2017 01.01.2022	Rs.3211110.00 Rs. 54,79,024.20
91.	Pneumatic Compressor Device	I.C.U	5	30.06.2017	Rs.158000.00
92.	Defibrillator	I.C.U	3	02.06.2017	Rs.235000.00
93.	Air Purifier System	I.C.U	3	23.06.2017	Rs.141500.00



Sl. No.	Name of Equipment	Dept.	Qty	Dt. of Purchase	Unit Price
94.	Monitor	ICU	11	24.09.2014	Rs.818160.00
<u>ENDOSCOPY</u>					
95.	Video Gastro scope & Colonoscopy with Accessories	Endoscopy Room	1 set	18.01.2020 On donation	Rs. 20,15,780.00
96.	Fibro-optic Bronchoscope	Endoscopy Room	1 set	27.10.2020	Rs. 32,28,223.00
97.	Flexible Fibro-optic Video Bronchoscope	Endoscopy Room	1 set	15.01.2022	Rs. 27,02,370.00
<u>DAY CARE UNIT</u>					
98.	Monitors	Day Care Unit	10	21.01.2012	Rs.105600.00
99.	Multipara Basic Monitor (5 Para)	Day Care Unit	12	15.10.2018	Rs.134400.00
<u>GENERAL WARD</u>					
100.	Multipara Basic Monitor (5 Para)	General Ward	50	29.06.2019	Rs.134509.00
101.	Suction Machine (Electrical)	General Ward	30	14.10.2019	Rs.15,970.00
			10	22.04.2022	Rs. 24,640.00
<u>NEUTROPENIA WARD</u>					
102.	Electrically Operated ICU Bed	Neutropenia Ward	12	22.04.2020	Rs. 1,92,3440.00
103.	Multipara Basic Monitor (5 Para)	Neutropenia Ward	13	19.11.2019 21.12.2020 14.07.2020	Supplied by OSMCL
104.	PSA Oxygen Plant	Gas Plant	1 set	9.08.2021	Rs. 94,40,000.00





HUMAN RESOURCE

ADMINISTRATIVE STAFF

Establishment Officer

Sri Sarangadhar Nanda

Senior Stenographer

Sri Sanjaya Kumar Sahani

Store Keeper

Sri Akshaya Ku.Behera

Section Officer

Ms. Pratima Patra

Accountant

Sri Gobinda Chandra Sahoo

Statistical Investigator

Ms. Satabhisha Kavi Satapathy

Statistical Assistant

Ms. Sudhansubala Behera

Tech. Store Keeper (Pharmacist)

Sri Subrat Chandra Tripathy

Bio Medical Technician

Ms. Rukmini Behera

Senior Assistant

Sri Ajaya Mohapatra

Sri Pabitra Mohan Das

Sri Saroj Kumar Patjoshi

Junior Assistant

Sri Himansu Sekhar Mohanty

Sri Manoj Kumar Bagh

Sri Ranjita Naik

Sri Bibekananda Nayak

Sri Tapas Kumar Nayak

Ms. Anita Das

Asst. Store Keeper

Sri Narayana Prusty

Medical Record Keeper

Ms. Pragyan Paramita Padhi

Junior Librarian

Sri Gupta Prasad Panda

Computer Assistant

Sri Ajay Shekhar Tripathy

A.C. Operator-cum –Technician

Sri Prasanta Kumar Swain

Mali

Sri Purna Chandra Das

Sri Prasant Kumar Mallik

Peon

Sri Shyamghan Barik

NURSING STAFF

Deputy Nursing Superintendent

Ms. Binapani Panda (A)

Assistant Nursing Superintendents

Ms. Basantilata Nayak

Ms. Sarojini Naik

Ms. Niharika Satapathy

Ms. Kanchan Pradhan

Ms. Lalita Bhuyan

Ms. Basanti Panda

Ms. Reenabala Parida

Ms. Binapani Panda (B)

Ms. Suprava Behera

Ms. Babita Mohanty

Ms. Anjali Parida

Nursing Officers

Ms. Mani Jena

Ms. Kalpanamanjari Pattnaik

Ms. Jhinarani Mishra

Ms. Ratnamanjari Pramanik

Ms. Laxmi Moharana

Ms. Sudhashree Mishra

Ms. Saswatika Jena



Ms. Rashmi Prava Sahoo
Ms. Chandrakanti Mohanty
Ms. Kadambini Senapati
Ms. Sahara Khatun
Ms. Maheswata Mohanty
Ms. Biswajini Mallick
Ms. Sasmita Bhoi
Ms. Sukantimani Behera
Ms. Annapurna Rout
Ms. Sabitarani Behera
Ms. Gitanjali Sahoo
Ms. Nirmala Nayak
Ms. Ahalya Sundari Datti
Ms. Lipika Mallick
Ms. Mamatamayee Pati
Ms. Tulasi Naik
Ms. Arati Pradhan
Ms. Annapurna Mallick
Ms. Bithika Swain
Ms. Anupama Behera
Ms. Saswati Sahoo
Ms. Sasmita Rana
Ms. Malati Murmu
Ms. Sabujima Barik
Ms. Manasi Das
Ms. Kashnaprava Das
Ms. Swarnaprava Swain
Ms. Suchitra Nayak
Ms. Shantilata Behera
Ms. Mamata Moharana
Ms. Jyoshnarani Behera
Ms. Renubala Maharana
Ms. Pravasini Das
Ms. Sujata Swain
Ms. Swadhina Swain
Ms. Sumitra Moharana
Ms. Suchismita Padhi
Ms. Philomina Anthony
Ms. Namita Sahoo
Ms. Lopamudra Swain
Ms. Manini Gochhayat
Ms. Urmila Panda
Ms. Prajnya Paramita Patra
Ms. Minati Rout
Sri Barada Roy
Ms. Bijayalaxmi Sahoo
Ms. Kuni Prava Roul
Ms. Prabina Khuntia
Ms. Parbati Baskey
Ms. Sabitri Singh
Ms. Padmalaya Shankhuala
Ms. Sasmita Thatoi
Ms. Kalyani Malik
Ms. Sagarika Sethy
Ms. Sujata Naik(A)
Ms. Lucy Behera
Ms. Sujata Naik (B)
Ms. Subhasmita Mallick
Ms. Ritamani Khandei
Ms. Rasmita Singh
Ms. Shantilata Singh
Ms. Jyotsna Murmu
Ms. Monalisha Hembram
Ms. Basanti Naik
Ms. Monika Soren
Ms. Mamatamayee Senapati
Ms. Sarojini Murmu
Ms. Ratnamanjari Behera
Sri Baneswar Munda
Ms. Namita Swain
Ms. Chhabirani Behera
Ms. Damayanati Baral
Ms. Utkalika Samantaray
Ms. Swarnamayee Pati
Ms. Anjana Padhi
Ms. Archana Mishra
Ms. Swarnamayee Singh
Ms. Subhashree Sahoo
Ms. Samita Raj
Ms. Subhashree Subhasmita Nayak
Ms. Itishree Swain
Ms. Sujata Sahoo



Ms. Manini Jena
Ms. Banita Behera
Ms. Kabita Behera
Ms. Padmaja Rout
Ms. Harapriya Das
Ms. Seema Barik
Ms. Laxmipriya Malla
Ms. Lipika Panda
Ms. Itismayee Behera
Ms. Binati Ekka
Ms. Suchismita Sahoo
Ms. Pratima Rout
Ms. Mamata Behera
Ms. Utkalika Rout
Ms. Priyanka Nayak
Ms. Tapaswini Rout
Ms. Pushpanjali Xaxa
Ms. Mamata Pradhan
Ms. Lizarani Sunani
Ms. Srabani Mallick
Ms. Jasmita Patra
Ms. Madhusmita Dash
Ms. Sabitri Majhi
Ms. Shanti Bagh
Ms. Monalisa Parida
Sri Rajkumar Surjulia
Ms. Gouri Singh
Ms. Jasmin Kisku
Sri Manoj Ku. Sahoo
Ms. Taslima Nasrin Begum
Ms. Fulkumari Baa
Ms. Laxmipriya Behera
Ms. Manaswini Behera
Ms. Kanaka Manjari Singh
Ms. Amita Punam Barla
Ms. Kalinga Bharati Nayak
Ms. Prajynajita Jena
Ms. Roshni Kullu
Ms. Madhusmita Panda
Ms. Swapnarani Mohanty
Ms. Subhasmita Behera
Ms. Srilekha Roul
Ms. Kaveri Sahoo
Sri Kartik Chandra Behera
Ms. Pragnya Pravasini Das
Ms. Arpita Pal
Ms. Hemabati Behera
Ms. Anita Sahoo
Ms. Kalpana Behera
Ms. Mamata Kumari Singh
Ms. Subhashree Nayak
Ms. Archana Padhi
Ms. Subhashree Lenka
Ms. Subhasini Puhan
Ms. Sunita Mohanty
Ms. Sujata Dutta
Ms. Nibedita Sha
Ms. Swadhina Priyadarshinee Sahoo
Ms. Minakshi Parhi
Ms. Simran Sahoo
Ms. Smrutirekha Parida
Ms. Tapaswini Baral
Ms. Suchismita Parida
Ms. Lilipta Kar
Ms. Geetanjali Ojha
Ms. Subhasmita Ojha
Ms. Sunita Sutar
Sri Subhalaxmi Gochhayat
Sri Jitendra Kumar Das
Sri Manas Ranjan Sahoo
Ms. Manashree Sahoo
Ms. Nirupama Behera
Ms. Sujata Nayak
Ms. Lipiswati Behera
Ms. Gitanjali Behera
Ms. Abhipsa Khatua
Ms. Tapaswini Roul
Ms. Sasmita Nayak
Ms. Bandita Behera
Ms. Mariana Kisan
Ms. Madhuri Kiro
Ms. Dibya Barla



Ms. Sonali Mishra
 Ms. Debahuti Rout
 Ms. Anupama Das
 Ms. Rajlaxmi Karan

TECHNICAL STAFF

Senior Radiographer

Sri Bhagirathi Tarai
 Ms. Kalyani Mohapatra

Pharmacists

Sri Prasanta Kumar Mishra
 Sri Samarendra Singh
 Sri Biranchi Narayan Pradhan
 Sri Mukesh Kumar Behera
 Ms. Bhagyashri Nayak
 Ms. Soumya Priyadarshini Behera
 Sri Abhishek Mishra
 Sri Sriram Krushna Parida
 Ms. Purnima Majhi

Physiotherapist

Ms. Archana Rout

Radiographers

Ms. Sasmita Swain
 Sri Pranabandhu Samal
 Sri Rakesh Kumar Sahoo
 Sri Jyoti Ranjan Mohapatra
 Sri Jatindra Kumar Lenka
 Sri Bailochan Send
 Sri Soumya Ranjan Behera

Dark Room Assistant

Sri Amarendra Swain

Radiotherapy Technicians

Sri Trilochan Swain
 Sri Raghunandan Sinjiv Behera
 Ms. Ranjita Sahoo
 Sri Manoj Kumar Sahoo
 Sri Rajiv Kumar Jena
 Sri Martin Udaya Hasda
 Sri Tushar Ranjan Podh
 Ms. Trushna Singh

Mould Room Technicians

Ms. Lipika Dash
 Sri Dusmanta Nag

Dosimetrists

Sri Chandan Ashis Gupta
 Ms. Madhumita Debnath

X-Ray Technicians

Ms. Sumitra Nayak
 Ms. Chandana Sahu

Gas Technician

Sri Suryakanta Panda

ECG Technicians

Ms. Smrutirekha Barik
 Ms. Truptimayee Mohapatra

Gr. Technicians

Ms. Minati Mahali
 Ms. Sujata Mishra
 Sri Sunakar Sahoo

Starilazation Supervisor

Sri Prabhakar Bihari

Lab. Technicians

Sri Promod Ku. Tarai
 Ms. Rashmita Acharya
 Ms. Arati Sahoo
 Sri Rabana Soren
 Sri Somesh Kumar
 Ms. Gitismita Prusty
 Ms. Susama Kishan
 Sri Chittaranjan Dash
 Ms. Itishree Priyadarsini
 Ms. Aishwarya Biswal

OT Technician

Ms. Usha Rani Hota

SUPPORTING STAFF

Stretcher Bearers

Sri Laxmidhar Ghadei
 Sri Aren Kumar Patra

Cook

Sri Arjuni Nayak
 Sri Subash Chandra Jena

Electrical Helper

Sri Gyanenjaya Mohapatra



Utensil Cleaner

Sri Muralidhar Chand

Kitchen Attendant

Sri Hrusikesh Sahoo

Lab. Attendant

Sri Aruna Kumar Sahoo

Sri Sangram Dala Behera

X-Ray Attendant

Sri Brajakishore Panda

Attendants

Md. Anwar

Sri Chandra Sekhar Dhada

Sri Kartik Chandra Behera

Sri Saroj Kumar Routray

Sri Birabar Sahoo

Sri Manu Rout

Sri Manguli Charan Barik

Sri Hemanta Kumar Behera

Sri Upendra Bisoi

Sri Prasanna Ku. Mohapatra

Sri Dambarudhar Swain

Ms. Gouri Behera

Sri Kailash Chandra Jena

Sri Brajabandhu Dalei

Ms. Suli Dei

Sri Sanatan Guin

Sri Shyamsundar Lenka

Sri Sarat Chandra Ojha.

Sri Rajendra Kumar Mallick

Sri Bijay Kumar Das

Sri Niranjan Mohapatra

Sri Satyaban Balabantray

Sri Padma Charan Swain

Ms. Kuntala Naik

Sri Laxmidhar Barik

Ms. Sulochana Naik

Ms. Sunanda Mohanty

Sri Rajendra Kumar Mallick

Sri Bijay Kumar Das

Sri Niranjan Mohapatra

Sri Satyaban Balabantray

Sri Padma Charan Swain

Ms. Kuntala Naik

Sri Laxmidhar Barik

Ms. Sulochana Naik

Ms. Sunanda Mohanty

Dresser

Sri Suresh Chandra Tripathy

Sri Nabakishore Swain

Sweepers

Ms. Manju Naik

Sri Paria Naik

Sri Santosh Naik

Ms. Sebati Dei

Sri Ranjan Jena

Ms. Kanduri Dei

Sri Ajaya Kandi

Sri Baladev Naik

Sri Kasinath Naik

Sri Maheswar Naik

Sri Golekha Chandra Swain

Sri Laxmidhar Sahoo

Sri Upendra Naik

Sri Sobha Naik

Sri Kalu Naik

Sri Bhaskar Naik

Ms. Sasmita Behera

Ms. Sohagi Mahali

Darwan

S.K. Islam

NHM STAFF

Hospital Manager

Sri Bharat Bhushan

Sri Gopalkrushna Pattanayak

Counselor

Ms. Manaswinee Sahoo

OUT SOURCING STAFF

Pharmacist - 04

Lab. Technician - 04

Attendant - 70

SECURITY SERVICES

Security Supervisor - 03

Security Guard – 57





PHOTO GALLERY



Sri Naba Kishore Das
Minister, Health & FW
Government of Odisha, Chairman, AHPGIC



Sri Raj Kumar Sharma, IAS
Addl. Chief Secretary,
Health & FW, GoO, Vice Chairman, AHPGIC



Prof. N. Rout
Dean & Principal



Dr. L. Sarangi
Director



Prof. P. Devi
Superintendent



Dr. R.N. Dash
Administrative Officer



Sri Abhoy Ch. Swain
Accounts Officer



Dr. Satyabrata Sahu
Store Medical Officer



Prof. R. Das
Anesthesiology



Prof. S. Mohanty
Anesthesiology



Dr. R.K. Das
Anesthesiology



Dr. Prajananda Das
Anaesthesiology



Dr. Sunita Mishra
Anaesthesiology



Dr. Arati Prava Sahu
Anaesthesiology



Dr. Janki Janka
Anaesthesiology



Dr. Shyam S. Sahu
Anaesthesiology



Prof. J. Parija
Gyn. Oncology



Prof. B.L. Nayak
Gyn. Oncology



Dr. J. Mohapatra
Gyn. Oncology



Dr. M. Mohapatra
Gyn. Oncology



Dr. A.K. Padhy
Gyn. Oncology



Dr. A.K. Bose
Gyn. Oncology



Dr. S.S. Patnaik
Gyn. Onco.



Dr. LK Nilavu
Gync. Onco.



Dr. R. Khandelwal
Gync. Onco.



Dr. Agniv Sarkar
Gyn. Oncology



Dr. Sony Nanda
Gyn. Oncology



Dr. T. Mohapatra
Gyn. Oncology



Dr. A. Mallick
Gyn. Oncology



Prof. P.C. Pathy
H & N Oncology




Dr. P.K. Behera
H & N Oncology



Dr. Ashutosh Hota
H&N Oncology



Dr. K.G. Biriwal
H&N Oncology



Dr. Sidharth Panditray
H&N Oncology



Prof. D.R. Samanta
Med. Oncology



Dr. P.K. Parida
Med. Oncology



Dr. L.M. Soy
Med. Oncology



Dr. S.N. Mishra
Med. Oncology



Dr. Biswajit Kar
Med. Onco.



Dr. Swaraj S. Satpathy
Medical Onco.



Prof. P.K. Hota
Med. Physics



Sri R. Meher
Med. Physics



Sri H.S. Bhuyan
Med. Physics



Sri P.K. Maharana
Med. Physics



Ms. I. Priyadarshinee
Med. Physics



Prof. S. Samantaray
Onco-Pathology



Dr. S. Panda
Onco-Pathology



Dr. K. Besra
Onco-Pathology



Dr. Mamita Nayak
Onco-Pathology



Dr. K.C. Pani
Onco-Pathology



Dr. Snigdarani Nahak
Onco-Pathology



Dr. Biswajit Pradhan
Biochemistry



Dr. S. Choudhury
Microbiology



Dr. P.P. Samal
Onco-Pathology



Dr. Chetana Pradhan
Onco-Pathology



Dr. S.K. Mohapatra
Radiodiagnosis



Dr. A. Tripathy
Radiodiagnosis



Prof. S.N. Senapati
Radiation Onco.



Prof. N. Panda
Radiation Onco.



Dr. S. Padhi
Radiation Onco.



Dr. L. Pattanayak
Radiation Onco.



Dr. M.K. Behera
Radiation Onco.



Dr. Tapan K. Sahu
Radiation Onco.



Dr. Durga P. Sahu
Radiation Onco.



Dr. Sailendra N. Parida
Radiation Onco.



Dr. Sulagna Mohanty
Radiation Onco.



Dr. Sugyan N. Mohanty
Radiation Onco.



Dr. B.L. Pradhan
Radiation Onco.



Dr. P. Dash
Radiation Onco.



Dr. Vijayeta Roy
Radiation Onco.



Prof. S. Mohanty
Surg. Oncology



Dr. K. Gautam
Surg. Oncology



Dr. S. Samantra
Surg. Oncology



Dr. B.B. Satpathy
Surg. Oncology



Dr. Jeeban J. Mishra
Surg. Oncology



Dr. Mohanlal Khadia
Surg. Oncology



Dr. S.S. Lenka
Surg. Onco.



Dr. Ashok Tiadi
Surg. Onco.



Dr. Snehasis Pradhan
Surg. Oncology



Dr. Navas N.K.
Surg. Onco.



Dr. B. Suraga
Surg. Onco.



Dr. Jyotsna Goyal
Surg. Onco.



Dr. T.K. Sahoo
Surg. Onco.



Dr. N.N. Mishra
Surg. Onco.



Dr. Namrata Panda
Dentistry



MAJOR ACTIVITIES



World Hospice Day 2022



Farewell of Prof. Niranjana Rout, Dean & Principal



Hands on training of DHH Doctors & Lab. Technicians



Three days Revised Basic Course Workshop attended by AHPGIC Faculties



Felicitation of Prof. Niranjn Rout, Dean & Principal



Prof. B. L. Nayak was a trainer in five days hands on training on Gynecological oncology surgery at NICRH, Bangladesh



Dr. P. K. Behera was a speaker in State level Training on Tobacco Cessation of Counsellors



12th Cervical Cancer Eradication Day at AHPGIC



Dr. Jyotsana Goyal got 1st prize in e-poster presentation at MIDCON-IASO 2022



Dr. Ajitesh Avinash secured third position in the ICRO PRODVANCE programme



International Childhood Cancer Day at AHPGIC



Prof. D. R. Samanta as a Faculty in Women's Oncologists Concave



Prof. Rekha Das being inducted as Governing Council member in 68th ISACON at Ahmedabad



Prof. Sumita Mohanty organized a awareness program on Palliative Care at Bagchi Karunashraya Palliative Care Center



Sensitization Program on Palliative Care by Prof. S. Mohanty



Farewell of Sri Jaladhara Khatua & Sri Sunakar Sahoo Office Superintendent



World No Tobacco Day



World Cancer Day



M. Ch. Examination conducted with Covid Protocol



MAJOR EQUIPMENTS



PET - CT



CT-Scan



MRI



Operating Microscope



REMI RPF - 336 Ultra Deep Freezer



Anesthesia Work Station



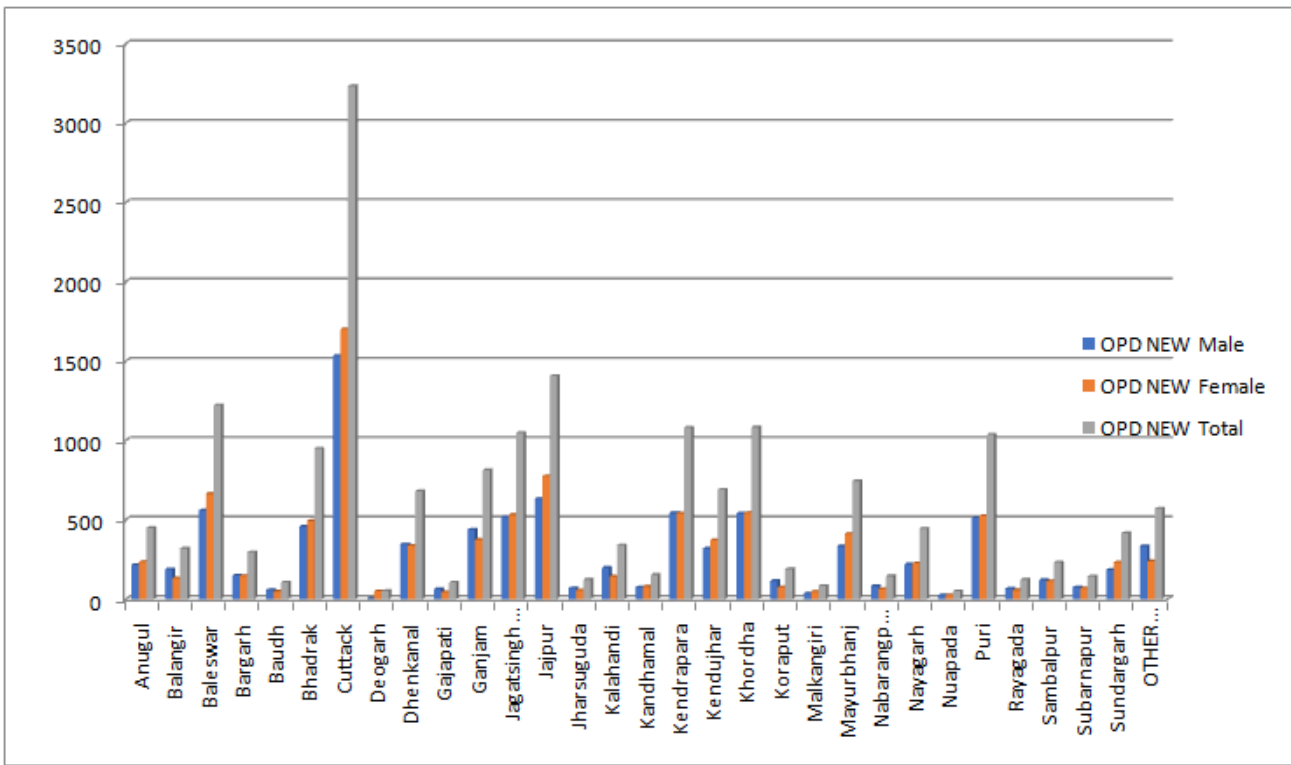
Advance Brachytherapy



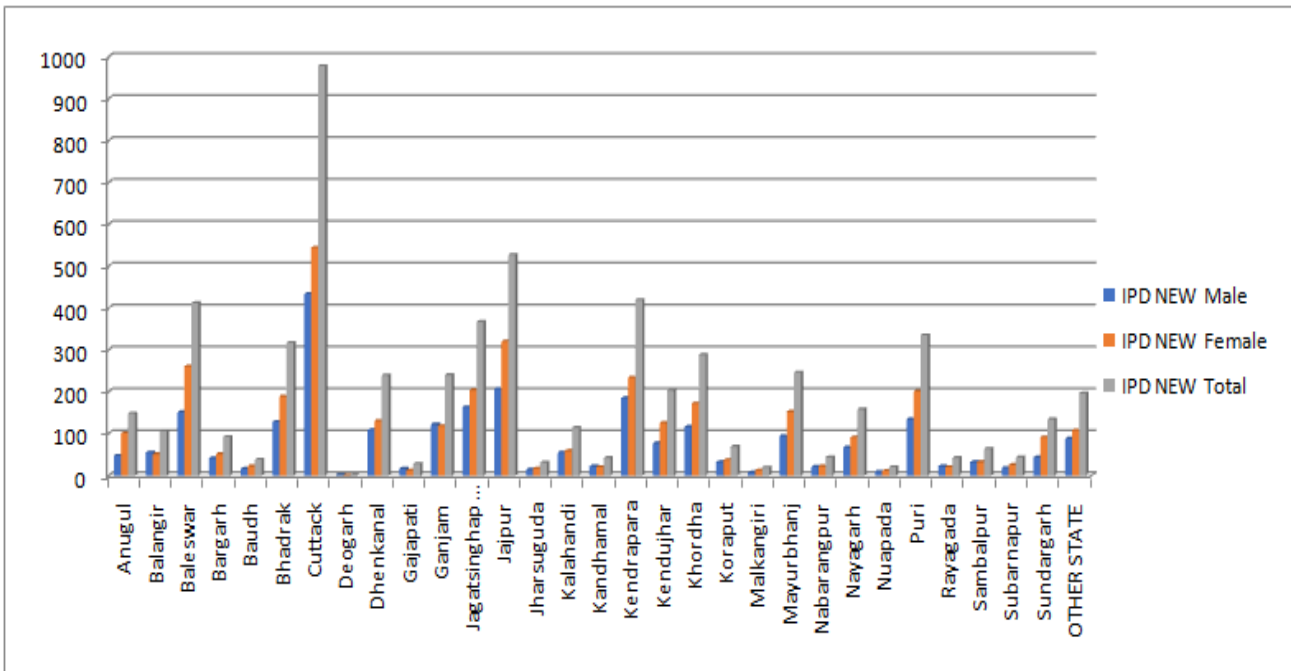
Slee Rotary Microtome



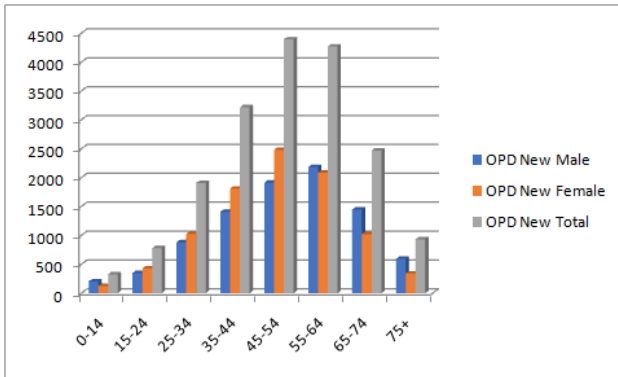
Automatic Tissue Processor



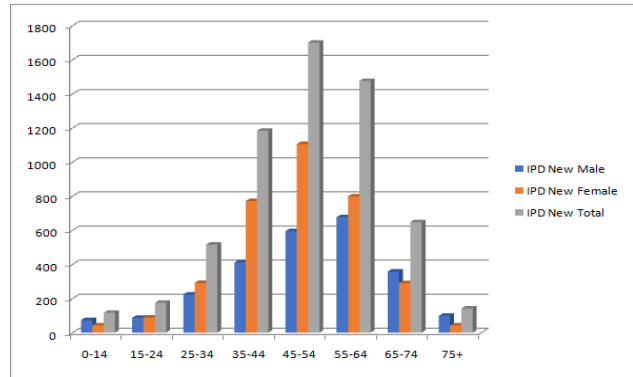
DISTRICT WISE OPD NEW PATIENTS 2021-22



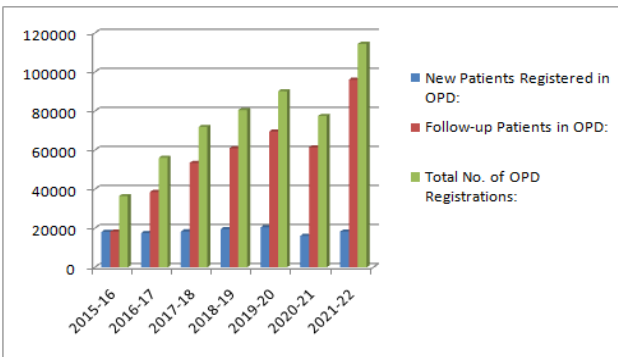
DISTRICT WISE IPD NEW PATIENTS 2021-22



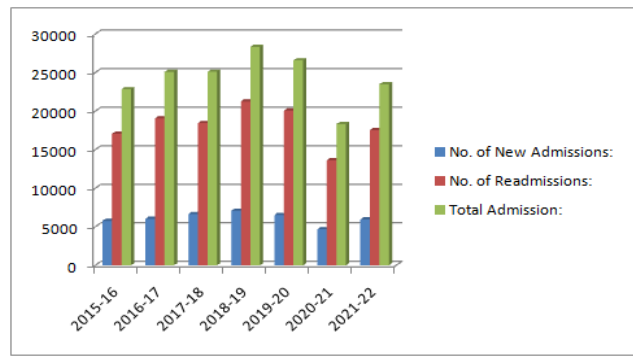
AGE DISTRIBUTION OF OPD NEW PATIENTS 2021-22



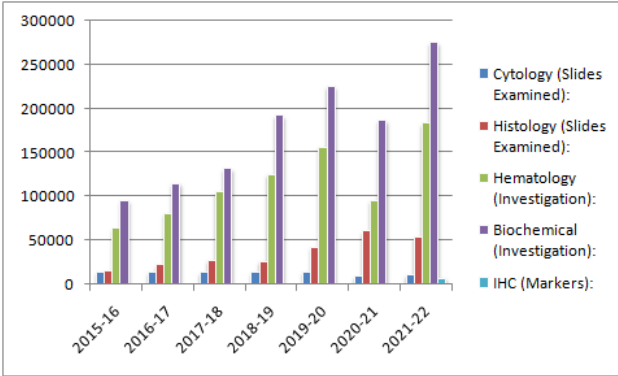
AGE DISTRIBUTION OF IPD NEW PATIENTS 2021-22



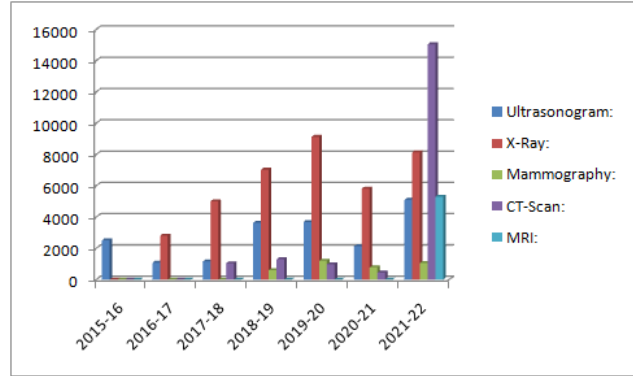
OPD SERVICES



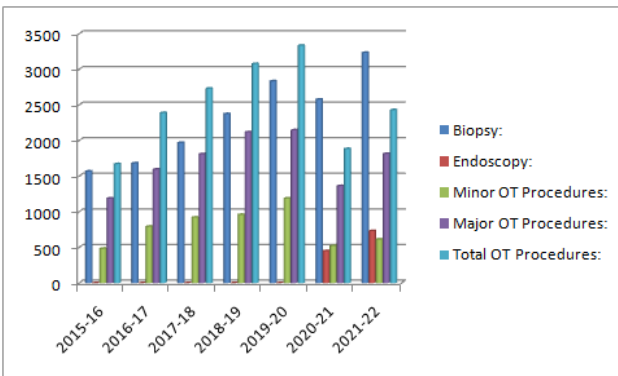
IPD SERVICES



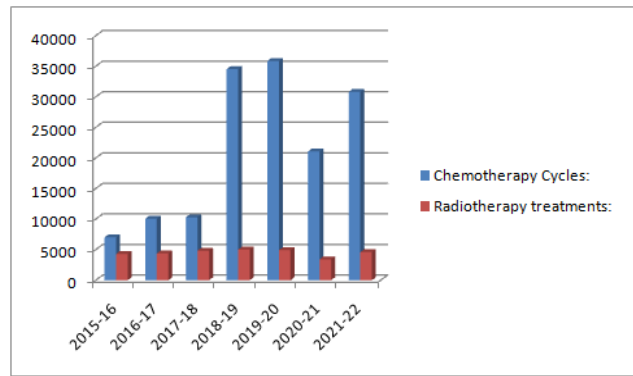
PATHOLOGICAL SERVICES



RADIOLOGICAL SERVICES



SURGICAL SERVICES



CT & RT TREATMENT



AUDITED STATEMENT 2021-22

ANNEXURE-II

1F, 1st Floor, Swastik Centre, Mission Road
Buxi Bazar, Cuttack, Odisha - 753 001
Telefa: 0671-2306064, Mob. :9437315570
e-mail: casanjaykumarpatnaik@yahoo.co.in

SANJAY PATNAIK & ASSOCIATES

Chartered Accountants

AUDITOR'S REPORT

To
The Director,
ACHARYA HARIHAR REGIONAL CENTRE FOR
CANCER RESEARCH & TREATMENT SOCIETY,
CUTTACK - 753007

1. We have examined the attached Balance Sheet of "Acharya Harihar Regional Centre for Cancer Research & Treatment Society, Cuttack, Odisha" as at 31st March 2022 and also the annexed income & Expenditure Account and Receipts & Payments Account for the year ending on that date. These financial statements are the responsibility of the management. Our responsibility is to express opinion on these financial statements based on our audit.
2. We have conducted the audit in accordance with auditing standards generally accepted in India. These Standards require that we plan and perform the audit to obtain reasonable assurance about whether the financial statements are free of material misstatement. An audit includes examining, on a test basis, evidence in supporting the amounts and disclosures in the financial statements. An audit also includes assessing the amounting principal used significant estimates made by management, as well as evaluating the overall financial statement presentation. We believe that our audit provides a reasonable basis for our opinion.
3. We further report that:
 - (I) We have obtained all the information and explanation, which to the best of our knowledge and belief were necessary for the purposes of the audit.
 - (II) The Balance Sheet and Income & Expenditure account dealt with by the report is in agreement with the books of account.
 - (III) In our opinion and to the best of our information and according to information given to us, the said accounts give a true and fair view:
 - a) In the case of the Balance Sheet, of the state of affairs of the above named society as at 31st March, 2022 and
 - b) In the case of the Income & Expenditure Account, of the excess of income over expenditure for its accounting ending on 31st March, 2022.

Place : Cuttack
Dated : 28.07.2022



For Sanjay Patnaik & Associates
Chartered Accountants
(Sanjay Kumar Patnaik)
M.Com., C.A.
Chartered Accountants
M.No. 058243



AHPGC ANNUAL REPORT • 2021 - 22

ACHARYA HARIHARA REGIONAL CENTRE FOR CANCER RESEARCH & TREATMENT SOCIETY,
MEDICAL ROAD, MANGALABAG, CUTTACK-753001

BALANCE SHEET AS AT 31ST MARCH 2022

LIABILITIES	AMOUNT		ASSETS	AMOUNT	
	Rs.	P		Rs.	P
CAPITAL ACCOUNT:			FIXED ASSETS :		
(As per Schedule - A enclosed)	19028,15,986.68		(As per Schedule - E enclosed)	11593,91,078.39	
LOANS					
(As per Schedule - B enclosed)	170,52,099.00		LOANS, ADVANCES, DEPOSITS & OTHER ASSETS:		
SECURITY DEPOSITS			(As per Schedule - F enclosed)	3135,11,269.10	
(As per Schedule - C enclosed)	45,70,740.25				
CURRENT LIABILITIES:			CASH & BANK BALANCES		
(As per Schedule - D enclosed)	356,70,306.95		(As per Schedule - G enclosed)	4872,06,785.39	
TOTAL	19601,09,132.88		TOTAL	19601,09,132.88	

PLACE : Cuttack

DATE :



ACHARYA HARIHARA REGIONAL CENTRE FOR CANCER RESEARCH & TREATMENT SOCIETY,
MEDICAL ROAD, MANGALABAG, CUTTACK-753001

CONSOLIDATED INCOME & EXPENDITURE ACCOUNT FOR THE YEAR ENDED 31ST MARCH 2022

PARTICULARS	AMOUNT		PARTICULARS	AMOUNT	
	Rs.	P		Rs.	P
To Excess of Expenditure Over Income	-	-	BY Excess of Income Over Expenditure	-	-
From N.C.C.P. A/c	-	-	From N.C.C.P. A/c	73,658.00	
From Central Govt. A/c	-	-	From Pain & Palliative Care A/c	294,34,116.64	
From Pain & Palliative Care A/c	-	-	From State Govt. A/c	11,371.00	
From State Govt. A/c	-	-	From RAN A/c	46,427.00	
From RAN A/c	-	-	From Revenue A/c	60,03,781.90	
From Ethics Committee A/c	-	-	From OSIC A/c	1,439.00	
From Revenue A/c	-	-	From R T I A/c	1,25,341.00	
From OSIC A/c	-	-	From RSBY A/c	106,42,473.00	
From R T I A/c	-	-	From Mahaprayam A/c	16,617.00	
From RSBY A/c	-	-	From LC/OHSP/ICU/NHM A/c	-	
From BKKY A/c	-	-	From H B C R A/c	-	
From Mahaprayam A/c	-	-	From DST RESEARCH GRANT a/c	9,96,876.00	
From LC/OHSP/ICU/NHM A/c	-	-	From SCI Fund A/c	9,48,061.00	
From H B C R A/c	7,75,706.00		From Sovon Memorial Day Car Unit A/c	67,453.25	
From DST RESEARCH GRANT a/c	3,75,159.00		From PG Student a/c	9,48,061.00	
From SCI Fund A/c	-	-	From Nidan A/c	67,453.25	
From Improvement Fund A/c	6,844.00		From ICMR RF A/c	40,654.00	
From Sovon Memorial Day Car Unit A/c	-	-	From HI-TECH AMBULANCE A/c	3,88,666.00	
From PG Student a/c	-	-	From OSTF A/c	5,98,231.00	
From Nidan A/c	-	-	From DMLT A/c	175,83,755.40	669,78,921.19
From ICMR RF A/c	1,452.00		From Nirmala A/c	-	
From HI-TECH AMBULANCE A/c	-	-			
From OSTF A/c	-	-			
From DMLT A/c	-	-			
From Nirmala A/c	-	-			
		11,59,161.00			
To Excess of Income Over Expenditure transferred to Capital Fund	658,19,760.19		To Excess of Expenditure Over Income transferred to Capital Fund	-	
TOTAL	669,78,921.19		TOTAL	669,78,921.19	

PLACE : Cuttack

DATE :





ACHARYA HARIHARA REGIONAL CENTRE FOR CANCER RESEARCH & TREATMENT SOCIETY,
MEDICAL ROAD, MANGALABAG, CUTTACK-753001

Schedule on balance Sheet as on 31st March 2022

SCHEDULE NO.	PARTICULARS	AMOUNT Rs. P.	AMOUNT Rs. P.	AMOUNT Rs. P.
A	CAPITAL ACCOUNT:			
	Balance b/f		18496,47,565.99	
	Less: Funs trans. To DMLT orissa		<u>152,13,026.50</u>	
			18344,34,539.49	
	Add: State Govt a/c		<u>25,61,687.00</u>	18369,96,226.49
	Add: Excess of Income over Expenditure transferred from Consolidated Account			<u>658,19,760.19</u>
	TOTAL			<u>19028,15,986.68</u>
B	LOANS			
	<u>State Govt. Account :</u>			
	Nirmala A/c		16,36,911.00	
	Revenue A/c		<u>8,47,372.00</u>	24,84,283.00
	<u>SCI Account :</u>			
	Adv. Recovered from OSMCL	b/f		16,62,959.00
	<u>Revenue Account :</u>			
	Received from Nirmala a/c		34,82,997.00	<u>34,82,997.00</u>
	<u>BKKY AXCCOUNT</u>			
	Received from stateNiramaya a/c			94,21,860.00
				<u>170,52,099.00</u>
C	SECURITY DEPOSITS			
	Balance b/f		58,70,978.25	
	ADD: Security deposit d/yr.		<u>4,89,762.00</u>	
			63,60,740.25	
	Less: Refunded During the year		<u>17,90,000.00</u>	45,70,740.25
	<u>State Govt. Account :</u>			
	EMD (Security Deposit) B/F			
	TOTAL			<u>45,70,740.25</u>

PLACE : Cuttack

DATE :





ACHARYA HARIHARA REGIONAL CENTRE FOR CANCER RESEARCH & TREATMENT SOCIETY,
MEDICAL ROAD, MANGALABAG, CUTTACK-753001

Schedule on balance Sheet as on 31st March 2022

SCHEDULE NO.	PARTICULARS	AMOUNT Rs. P.	AMOUNT Rs. P.	AMOUNT Rs. P.
E	CURRENT LIABILITIES & PROVISIONS:			
	CMRF , PMRF & OTHER ACCOUNT			
	Balance b/f		16,85,716.00	
	ADD: Interest Received		48,541.00	17,34,257.00
	COLLECTOR RELIF ACCOUNT			
	Balance b/f		7805479.95	
	ADD: Interest Received		2,10,327.00	80,15,806.95
	Revenue Account:			
	Nrhm Payable		41.00	
	PROFESSIONAL TAX		1,300.00	
	Received From State A/c for NPS		59,65,722.00	
	SS PUBLISHER & DISTRIBUTORS PVT. LTD.		28,407.00	
	Tds HM Liabilities		300.00	
	TDS PAYABLE-202021		(1.00)	59,95,769.00
	STATE ACCOUNT			
	EMD (Security Deposit) B/F		1,600.00	
	GST TDS Payable		5,55,399.00	
	Payable to EPF for Deceased Empl.Cont. b/f		3,15,466.00	
	EPF Payable		41,91,840.00	
	Electricity Charges Payable		50,686.00	
	GSI payable		2,400.00	
	Administrative Charges		1,29,252.00	
	GSLI Payable		120.00	
	NPS Deposit Received from Employee		31,88,613.00	
	NPS Deposit Received from Employers		32,95,365.00	
	NPS Payable		13,61,332.00	
	Professional Tax Payable		900.00	
	Received From LIC		32,623.00	
	Salary Payable		2,57,504.00	
	TDS Other Salary payable		10,000.00	
	TDS payable company		1.00	
	united industries b/f		29,382.00	134,22,483.00
	Central Govt. Account			
	Instrument & Equipments b/f:			
	Gama Camera		4,40,000.00	
	ELISA Reader		43,983.00	
	HDR Brachy therapy with Turnkey		41,52,916.00	46,36,899.00
	HBCR ACCOUNT			
	Tds Payable			642.00
	NIRMALA ACCOUNT			
	E M D		5,40,588.00	
	GST TDS Payable		1,40,900.00	
	MEDIAIDS			
	Manju Service Payable		2,34,579.00	
	Tds Payable		7,86,258.00	
			12,852.00	17,15,177.00
	NIDAN ACCOUNT			
	TDS Payable		1,575.00	
	GST PAYABLE		1,47,698.00	1,49,273.00
				356,70,306.95



PLACE : Cuttack
DATE :



ACHARYA HARIHARA REGIONAL CENTRE FOR CANCER RESEARCH & TREATMENT SOCIETY,
 MEDICAL ROAD, MANGALABAG, CUTTACK-753001
 Schedule on balance Sheet as on 31st March 2022

SCHEDULE NO.	PARTICULARS	AMOUNT	
		Rs. P.	Rs. P.
F	REVENUE ACCOUNT		
	FIXED ASSETS :		
	Instrument & Equipment b/f	155,22,616.70	
	Less : Sales d/yr	69,000.00	
		154,53,616.70	
	Furniture & Fixtures	12,73,261.90	
	Books & Periodicals b/f	3,63,820.00	
	CC TV	1,71,600.00	
	Electrical Installation	11,25,693.00	
	Aquaguard(water purify)	19,880.00	
	Bicycle	1,325.00	
	Celling Fan	6,277.00	
	EPABX	6,750.00	
	Fax Machine	14,000.00	
	Office Car	3,50,637.70	
	Refrigerator	8,800.00	187,95,661.30
	STATE ACCOUNT		
	Instrument & Equipment		
	Balance b/f	704,65,368.00	
	Add: Purchase d/yr.	245,05,846.00	949,71,214.00
	Books b/f	2,66,988.00	
	Add: Purchase d/yr	4,36,467.00	7,03,455.00
	New Building b/f	600,00,000.00	
	Installation of Airconditioner b/f	402,47,208.00	
	Furniture & Fixtures B/f	5,16,070.00	
	Fire Extinguisher b/f	3,06,367.00	
	Add: Purchase d/yr.	83,662.00	3,90,029.00
	Website b/f	48,085.00	1968,76,061.00
	Central Govt. Account		
	Instrument & Equipment b/f		1192,88,624.09
	NIDAN A/C		
	Instrument & Equipment		4,23,612.00
	ETHICS COMMITTEE		
	Furniture	48,918.00	
	Instrument & Equipment b/f	1,28,400.00	1,77,318.00
	BKKY FUND		
	CC TV	10,94,425.00	
	Computer Peripherals	2,41,144.00	
	Instrument & Equipments	18,18,191.00	
	Website	53,101.00	32,06,861.00
	SCI FUND ACCOUNT		
	Computer	78,677.00	
	Furniture	57,83,328.00	
	Instrument & Equipment	2245,88,289.00	
	Office Equipments	19,380.00	
	Advance to E E, R&B, Cuttack	1495,00,000.00	3799,69,674.00
	For Construction of LINAC Building		
	LC/OHSP/ICU/NHM		
	HLL (LINAC HOUSE) b/f	2812,65,645.00	
	INSTRUMENT & EQUIPMENT b/f	1587,08,364.00	
	Add : D/Yr		4399,74,009.00
	HI-TECH AMBULANCE Account		
	INSTRUMENT & EQUIPMENT b/f	2,128.00	
	Add : D/Yr		2,128.00
	HBCR Account		
	Furniture d/yr		14,750.00
	IMPROVEMENT FUND A/C		
	Instrument & Equipment D/yr.	1,04,380.00	
	Projector D/yr.	5,58,000.00	6,62,380.00
	TOTAL		11593,91,078.39

PLACE : Cuttack
 DATE :



ACHARYA HARIHARA REGIONAL CENTRE FOR CANCER RESEARCH & TREATMENT SOCIETY,
MEDICAL ROAD, MANGALABAG, CUTTACK-753001

Schedule on balance Sheet as on 31st March 2022

SCHEDULE NO.	PARTICULARS	AMOUNT Rs. P.	AMOUNT Rs. P.
G	LOANS, ADVANCES, DEPOSITS & OTHER ASSETS		
	ADVANCES		
	REVENUE ACCOUNT		
	Advance to Day Care & others b/f.	11,992.00	
	Advance for exp	66,883.00	
	Advance to State A/c	<u>8,47,372.00</u>	9,26,247.00
	STATE GOVT. ACCOUNT		
	Festival Advances b/f	10,84,000.00	
	Add: Adv. Paid to staff d/yr.	<u>22,80,000.00</u>	
		33,64,000.00	
	Less: Advance recovery from salary d/yr;	<u>22,24,000.00</u>	11,40,000.00
	Advance to niharika satapathy	12,000.00	
	Advance to R & B Dept.(Lift Installation)	37,54,669.00	
	Advance to s Tripathy	10,000.00	
	NPS Deposit Trans. To Revenue A/c	59,65,722.00	
	BKKY A/c	94,21,860.00	
	HBCR A/c	642.00	
	Nidan A/c	1,576.00	
	Nirmal A/c	400.00	
	Revenue A/c	12,989.00	
	SCI A/c	<u>16,62,959.00</u>	219,82,817.00
	SCI Account		
	Advance to OSMCL	2544,29,046.10	
	Less: Advance recovered from OSMCL	<u>371,42,237.00</u>	2172,86,809.10
	DEPOSITS:		
	REVENUE ACCOUNT		
	TDS	11,865.00	
	Security deposit (CESU)	5,10,817.00	
	Fixed Deposits b/f	<u>361,88,381.00</u>	367,11,063.00
	STATE GOVT. ACCOUNT:		
	Electricity Deposit b/f	5,49,195.00	
	Add: Deposit d/yr.	<u>3,65,688.00</u>	9,14,883.00
	Electrical security deposit	8,802.00	
	I. TDS Deposit	<u>86,982.00</u>	10,10,667.00
	HBCR ACCOUNT		
	Advance to Revenue a/c		6,625.00
	CENTRAL GOVT. ACCOUNT		
	T.D.S b/f		47,672.00
	IMPROVEMENT FUND A/C		
	Fixed Deposit		1,00,000.00
	BKKY ACCOUNT		
	Fixed Deposit		300,00,000.00
	NIRMALA ACCOUNT		
	Revene a/c	38,02,458.00	
	State a/c-	<u>16,36,911.00</u>	54,39,369.00
			<u>3135,11,269.10</u>
	PLACE : Cuttack		
	DATE :		





ACHARYA HARIHARA REGIONAL CENTRE FOR CANCER RESEARCH & TREATMENT SOCIETY,
MEDICAL ROAD, MANGALABAG, CUTTACK-753001

Schedule on balance Sheet as on 31st March 2022

SCHEDULE NO.	PARTICULARS	AMOUNT Rs. P.
H	CLOSING CASH & BANK BALANCES	
	REVENUE ACCOUNT	
	CASH & BANK BALANCES	
	CLOSING BALANCES	
	Cash in hand	66,420.00
	Cash at Bank	
	Sweep a/c Andhra Bank a/c no.15346	(1,93,920.20)
	Sweep SBI A/c no. 10445481297	(2,59,057.97)
	Andhra Bank a/c no. 084110100015346, ICICI and SBI Current a/c No. 10145481297	976,35,045.11
		971,82,066.94
		972,48,486.94
	CENTRAL GOVT. ACCOUNT	
	Cash at Bank	
	SBI SB a/c no. 10032180491	27,74,265.58
	STATE GOVT. ACCOUNT	
	Cash in hand	
	Cash at Bank	
	SBI A/C NO. 10145480022	1384,65,253.05
	SBI A/C NO. 36260886334-EPF	3,68,006.80
	SWEEP A/C SBI NO. 10145480022 B/F	55,62,843.00
	SWEEP A/C SBI NO. 31609218145 B/F	76,95,000.00
		132,57,843.00
	CMRF,PMRF AND COLLECTOR RELIF FUND A/C	
	Cash at Bank	
	SBI A/c. No.10145483374,SCBMCC Br.Cuttack (CMRF &PMRF)	80,15,806.95
	SBI A/ c No30319523392,SCBMCC Br. Cuttack , Collector Relief Fund	17,34,257.00
		97,50,063.95
	RAN ACCOUNT	
	Cash at bank	
	SBI S/B Account 30961427436	
	S.C.B BRANCH ,MANGALABAG	4,28,276.00
	ETHICS COMMITTEE	
	Cash at bank	
	SBI S/B A/C NO.084110100016558	
	SCBMCC BRANCH,MANGALABAG	9,63,820.30
	RTI Account	
	Cash at Bank	
	SBI A/C NO. 32292695705	3,649.00
	LC/OHSP/ICU/NHM Account	
	Cash at Bank	
	ANDHRA BANK A/C 084110100022407	5,69,084.87



Contd page - 2

**Page - 2**BKKY AccountCash at Bank

ANDHRA BANK A/C 084110100022805

517,23,386.30

517,23,386.30

RSBY AccountCash at bank

SBI S/B A/C NO.32476244303

47,20,857.50

MAHAPRAYAN AccountCash at bank

SBI S/B A/C NO.30961427436

3,50,249.00

HBCR Account

Andhra abnk A/C NO. 0841101100023275

30,80,667.95

IMPROVEMENT FUND A/C

SBI SB A/C NO. 36454740907

2,46,481.42

SCI FUND ACCOUNT

SBI SB A/C NO. 36454740907

439,27,935.00

PG Student account

SBI a/c no 38010599453

14,60,054.88

NIDAN ACCOUNT

ANDHRA BANK A/C 084110100052602

165,32,435.92

HI-TECH AMBULANCE ACCOUNT

Andhra abnk 084110100052569

35,62,678.05

DMLT ACCOUNT

SBI S/B Account 38010609203

S.C.B BRANCH ,MANGALABAG

16,32,960.88

NIRMALA ACCOUNT

Andhra Bank 084110100052596

961,40,329.00

4872,06,785.39

PLACE : Cuttack

DATE :

